

Caterham Seven Roadsport-270R

Spa Euro Race

Free Practice 1

Sector Analysis

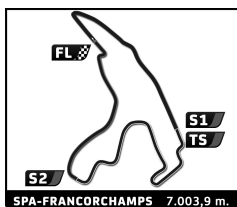
— Invalidated Lap

■ Personal Best

■ Session Best

■ Crossing the pit lane

Lap	Time	Sector 1	Sector 2	Sector 3	T.Sp	Elapsed	Lap	Time	Sector 1	Sector 2	Sector 3	T.Sp	Elapsed
4 Richard NORTHRIDGE							14 Archie KENNEDY-DYSON						
1	3:45.746	1:30.643	1:25.856	49.247	165.6	3:45.746	1	3:50.820	1:37.138	1:24.352	49.330	169.5	3:50.820
2	3:03.912	54.934	1:20.953	48.025	176.8	6:49.658	2	3:04.736	54.788	1:20.650	49.298	169.8	6:55.556
3	3:02.499	54.618	1:20.208	47.673	170.3	9:52.157	3	3:02.529	54.118	1:20.502	47.909	179.4	9:58.085
4	3:05.865	56.088	1:21.543	48.234	173.9	12:58.022	4	3:02.153	54.526	1:19.932	47.695	170.9	13:00.238
5	3:04.337	54.648	1:21.212	48.477	170.3	16:02.359	5	3:04.404	52.896	1:23.226	48.282	164.6	16:04.642
6	3:01.340	53.401	1:19.929	48.010	179.4	19:03.699	6	3:05.096	54.169	1:23.505	47.422	171.4	19:09.738
7	3:05.935	57.527	1:19.979	48.429	132.7	22:09.634	7	3:05.068	55.498	1:20.748	48.822	167.4	22:14.806
8	3:01.670	53.897	1:19.407	48.366	178.2	25:11.304	8	3:03.247	55.137	1:20.299	47.811	172.8	25:18.053
6 Eduardo PONTES Silverstone							18 Mitchell FASANYA						
1	2:49.574	42.084	1:20.570	46.920	164.4	2:49.574	1	2:59.317	49.767	1:20.770	48.780	161.4	2:59.317
2	3:01.248	54.097	1:19.963	47.188	164.4	5:50.822	2	3:02.093	53.704	1:20.120	48.269	173.1	6:01.410
3	3:00.998	52.765	1:21.346	46.887	168.5	8:51.820	3	3:01.252	54.603	1:18.836	47.813	168.7	9:02.662
4	2:58.240	51.883	1:19.874	46.483	186.2	11:50.060	4	3:02.579	55.504	1:19.045	48.030	169.3	12:05.241
5	3:04.825	53.175	1:20.967	50.683	183.7	14:54.885	5	3:03.970	53.794	1:19.318	50.858	172.0	15:09.211
6	2:58.542	52.673	1:19.411	46.458	176.5	17:53.427	6	3:01.481	54.349	1:19.720	47.412	169.8	18:10.692
7	2:57.700	52.297	1:18.655	46.748	184.3	20:51.127	7	3:00.544	53.853	1:19.167	47.524	175.6	21:11.236
8	2:57.661	51.698	1:19.534	46.429	180.6	23:48.788	8	3:25.151	54.541	1:32.903	57.707	177.3	24:36.387
9	2:58.066	52.155	1:18.986	46.925	183.4	26:46.854	9	3:05.606	58.207	1:19.798	47.601	174.5	27:41.993
9 Steven VISCHER							19 Kyle TOWNEND						
1	3:36.984	1:22.116	1:23.885	50.983	155.8	3:36.984	1	3:27.754	1:18.050	1:22.146	47.558	150.2	3:27.754
2	3:02.504	54.663	1:19.930	47.911	172.2	6:39.488	2	3:02.938	54.388	1:20.949	47.601	176.5	6:30.692
3	3:05.049	56.091	1:20.555	48.403	169.8	9:44.537	3	3:01.135	53.950	1:20.128	47.057	173.1	9:31.827
4	3:03.063	55.254	1:19.916	47.893	164.9	12:47.600	4	3:00.917	53.733	1:20.080	47.104	178.2	12:32.744
5	3:02.869	54.681	1:19.961	48.227	168.2	15:50.469	5	3:03.696	53.584	1:20.943	49.169	180.6	15:36.440
6	3:02.764	54.790	1:20.011	47.963	180.9	18:53.233	6	3:04.822	53.504	1:23.921	47.397	169.0	18:41.262
7	3:04.727	55.815	1:20.626	48.286	168.5	21:57.960	7	3:01.138	53.782	1:19.832	47.524	179.1	21:42.400
8	3:03.156	55.263	1:19.564	48.329	169.3	25:01.116	8	3:02.035	54.344	1:19.871	47.820	169.3	24:44.435
10 James FRENCH							20 Steve LORRIMAN						
1	3:28.386	1:19.336	1:21.457	47.593	165.6	3:28.386	1	3:21.514	1:15.061	1:20.211	46.242	167.2	3:21.514
2	3:01.760	53.636	1:20.536	47.588	172.8	6:30.146	2	2:57.877	52.963	1:18.482	46.432	180.6	6:19.391
3	3:03.841	54.656	1:21.446	47.739	169.8	9:33.987	3	2:56.881	52.315	1:18.417	46.149	183.7	9:16.272
4	3:00.915	53.607	1:20.032	47.276	174.8	12:34.902	4	2:55.975	52.066	1:18.128	45.781	183.1	12:12.247
5	3:01.202	53.131	1:20.370	47.701	177.9	15:36.104	5	2:57.481	51.608	1:18.824	47.049	190.8	15:09.728
6	3:02.449	52.980	1:22.035	47.434	178.8	18:38.553	6	2:59.331	53.601	1:19.662	46.068	179.1	18:09.059
7	3:00.349	52.684	1:20.491	47.174	184.6	21:38.902	7	2:57.432	51.779	1:18.495	47.158	178.5	21:06.491
8	3:01.008	52.719	1:20.692	47.597	180.0	24:39.910	8	3:04.589	52.696	1:21.600	50.293	161.4	24:11.080
9	3:02.939	54.191	1:19.954	48.794	171.7	27:42.849	9	2:54.508	50.894	1:17.941	45.673	184.3	27:05.588
12 John BOND							21 Luke WILSON						
1	3:53.346	1:41.695	1:22.229	49.422	152.5	3:53.346	1	3:53.214	1:36.663	1:26.342	50.209	161.0	3:53.214
2	3:04.826	55.776	1:19.992	49.058	174.2	6:58.172	2	3:12.255	58.434	1:23.812	50.009	170.9	7:05.469
3	3:05.920	55.255	1:22.433	48.232	178.8	10:04.092	3	3:05.484	54.760	1:21.663	49.061	178.2	10:10.953
4	3:04.506	54.608	1:20.848	49.050	173.4	13:08.598	4	3:06.837	55.548	1:23.324	47.965	168.7	13:17.790
5	3:06.563	54.673	1:23.194	48.696	169.0	16:15.161	5	3:06.154	54.990	1:22.567	48.597	152.8	16:23.944
6	3:03.849	55.004	1:21.205	47.640	169.8	19:19.010	6	3:03.558	54.483	1:20.916	48.159	173.9	19:27.502
7	3:05.298	55.443	1:21.253	48.602	170.9	22:24.308	7	3:04.983	54.202	1:21.454	49.327	176.5	22:32.485
8	3:05.446	55.559	1:22.487	47.400	166.9	25:29.754							



Caterham Seven Roadsport-270R

Spa Euro Race

Free Practice 1

Sector Analysis

— Invalidated Lap

■ Personal Best

■ Session Best

■ Crossing the pit lane

Lap	Time	Sector 1	Sector 2	Sector 3	T.Spd	Elapsed	Lap	Time	Sector 1	Sector 2	Sector 3	T.Spd	Elapsed
6	2:58.199	52.296	1:19.408	46.495	173.1	18:35.472	6	3:01.787	54.979	1:18.896	47.912	170.9	18:25.917
7	3:01.802	52.329	1:18.426	51.047	180.3	21:37.274	7	3:02.035	54.755	1:19.348	47.932	170.9	21:27.952
8	2:55.742	51.483	1:17.672	46.587	185.6	24:33.016	8	3:02.075	54.803	1:19.331	47.941	171.4	24:30.027
9	2:56.092	51.532	1:18.531	46.029	183.1	27:29.108	9	3:01.032	55.118	1:18.869	47.045	171.4	27:31.059

47

Heinrich WATSON-MILLER

1	3:19.842	1:08.538	1:22.535	48.769	163.4	3:19.842
2	3:03.857	55.301	1:21.050	47.506	175.0	6:23.699
3	3:03.567	54.975	1:20.712	47.880	168.7	9:27.266
4	3:03.012	54.647	1:20.184	48.181	172.8	12:30.278
5	3:03.980	54.038	1:22.271	47.671	171.4	15:34.258
6	3:07.561	55.054	1:23.911	48.596	162.7	18:41.819
7	3:03.527	54.845	1:21.218	47.464	172.0	21:45.346
8	3:02.126	53.994	1:20.825	47.307	182.7	24:47.472
9	3:02.373	53.607	1:20.935	47.831	172.5	27:49.845

55

Alan VENTERS

CTS Motorsport

1	3:58.945	1:51.972	1:20.614	46.359	173.4	3:58.945
2	2:58.088	52.364	1:19.153	46.571	184.3	6:57.033
3	2:57.114	52.001	1:18.588	46.525	184.3	9:54.147
4	2:59.701	52.135	1:20.880	46.686	188.5	12:53.848
5	2:58.118	51.995	1:19.483	46.640	188.5	15:51.966
6	4:09.888B	52.801	1:19.746	1:57.341	183.7	20:01.854

56

Sam EMINSON

1	3:35.002	1:24.847	1:21.594	48.561	151.0	3:35.002
2	3:04.770	55.169	1:20.369	49.232	167.7	6:39.772
3	3:07.027	56.013	1:23.134	47.880	146.1	9:46.799
4	3:00.921	53.968	1:19.491	47.462	175.3	12:47.720
5	3:00.756	54.370	1:19.000	47.386	174.8	15:48.476
6	3:01.106	54.002	1:19.649	47.455	165.9	18:49.582
7	2:58.538	53.115	1:18.687	46.736	179.4	21:48.120
8	3:00.273	53.616	1:19.203	47.454	174.5	24:48.393
9	2:59.380	52.800	1:19.236	47.344	181.8	27:47.773

58

James PLATT

Silverstone

1	2:59.117	49.534	1:20.710	48.873	174.2	2:59.117
2	3:04.093	53.894	1:20.902	49.297	177.0	6:03.210
3	3:02.144	54.017	1:19.920	48.207	180.0	9:05.354
4	3:03.854	54.919	1:21.378	47.557	180.6	12:09.208
5	3:03.852	54.655	1:20.847	48.350	169.8	15:13.060
6	2:59.080	53.106	1:19.184	46.790	180.6	18:12.140
7	3:03.136	53.228	1:22.511	47.397	180.6	21:15.276
8	3:02.450	53.328	1:21.019	48.103	179.4	24:17.726
9	3:00.737	53.628	1:19.273	47.836	177.9	27:18.463

62

Georgie TUFFIN

1	3:16.816	1:06.811	1:22.457	47.548	133.8	3:16.816
2	3:01.447	54.130	1:20.279	47.038	179.1	6:18.263
3	3:00.821	53.872	1:19.561	47.388	180.3	9:19.084
4	3:02.288	54.567	1:19.414	48.307	174.5	12:21.372
5	3:02.758	55.241	1:19.528	47.989	170.3	15:24.130

65

Andy MCKIE

LFP Motorsport

1	4:02.564	1:53.680	1:21.517	47.367	171.4	4:02.564
2	3:01.970	53.832	1:21.432	46.706	175.9	7:04.534
3	3:01.009	53.046	1:21.000	46.963	181.8	10:05.543
4	3:01.041	53.383	1:21.365	46.293	181.5	13:06.584
5	3:04.797	53.161	1:24.607	47.029	178.2	16:11.381
6	3:00.547	53.408	1:20.904	46.235	177.3	19:11.928
7	2:59.818	52.418	1:20.507	46.893	188.5	22:11.746
8	2:59.179	53.107	1:19.832	46.240	179.7	25:10.925

66

Aleksandr DOBRYNIN

1	5:37.258	3:13.081	1:30.459	53.718	152.3	5:37.258
2	3:20.766	58.403	1:26.415	55.948	164.9	8:58.024
3	3:26.866	56.792	1:39.693	50.381	161.0	12:24.890
4	3:17.293	56.735	1:30.059	50.499	160.5	15:42.183
5	3:14.692	56.541	1:28.530	49.621	161.0	18:56.875
6	3:13.808	56.040	1:23.149	54.619	166.7	22:10.683
7	3:09.970	55.093	1:26.200	48.677	170.3	25:20.653

70

Jo OLIVER

1	3:43.903	1:29.122	1:25.873	48.908	151.7	3:43.903
2	3:03.297	54.064	1:21.315	47.918	175.3	6:47.200
3	3:02.374	54.538	1:19.991	47.845	174.8	9:49.574
4	3:04.043	55.278	1:20.918	47.847	169.3	12:53.617
5	3:13.615	54.151	1:31.955	47.509	175.3	16:07.232
6	3:01.985	53.967	1:20.523	47.495	178.8	19:09.217
7	3:02.877	55.806	1:20.224	46.847	174.2	22:12.094
8	2:59.735	52.799	1:19.206	47.730	180.3	25:11.829

71

Richard HAIGH

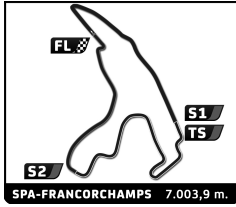
1	4:16.262	2:06.048	1:22.276	47.938	168.0	4:16.262
2	3:01.234	53.744	1:20.579	46.911	178.5	7:17.496
3	3:00.514	53.318	1:20.154	47.042	180.9	10:18.010
4	3:00.166	53.437	1:19.788	46.941	180.9	13:18.176
5	3:00.866	53.024	1:21.349	46.493	154.7	16:19.042
6	2:59.480	52.928	1:19.651	46.901	180.6	19:18.522
7	2:58.968	52.872	1:19.495	46.601	180.6	22:17.490
8	2:56.682	52.146	1:18.122	46.414	180.6	25:14.172

72

Christian BOND

Team Parker

1	3:14.399	1:05.807	1:22.083	46.509	161.4	3:14.399
2	2:58.598	52.035	1:20.318	46.245	189.1	6:12.997
3	3:00.260	53.590	1:20.136	46.534	173.1	9:13.257
4	3:00.023	51.754	1:20.006	48.263	180.6	12:13.280
5	2:59.114	51.933	1:19.861	47.320	183.1	15:12.394
6	2:58.337	51.445	1:19.982	46.910	181.8	18:10.731
7	2:57.496	52.232	1:19.194	46.070	181.5	21:08.227



Caterham Seven Roadsport-270R

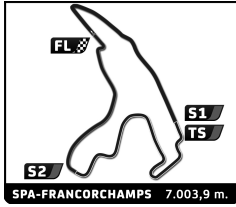
Spa Euro Race

Free Practice 1

Sector Analysis

_ Invalidated Lap							■ Personal Best							■ Session Best							■ Crossing the pit lane								
Lap	Time	Sector 1	Sector 2	Sector 3	T.Spd	Elapsed	Lap	Time	Sector 1	Sector 2	Sector 3	T.Spd	Elapsed	Lap	Time	Sector 1	Sector 2	Sector 3	T.Spd	Elapsed	Lap	Time	Sector 1	Sector 2	Sector 3	T.Spd	Elapsed		
74 Charles CHAPMAN																													
Silverstone																													
1	2:51.599	44.046	1:20.464	47.089	169.5	2:51.599																							
2	3:02.135	52.775	1:22.429	46.931	179.1	5:53.734																							
3	2:58.632	52.849	1:18.982	46.801	179.7	8:52.366																							
4	3:00.116	52.162	1:20.546	47.408	184.6	11:52.482																							
5	2:59.066	52.872	1:19.623	46.571	177.6	14:51.548																							
6	3:06.965	53.012	1:26.834	47.119	146.1	17:58.513																							
7	2:58.324	52.513	1:19.009	46.802	177.0	20:56.837																							
8	2:58.193	52.780	1:18.641	46.772	175.9	23:55.030																							
9	2:58.651	52.162	1:19.649	46.840	182.7	26:53.681																							
99 Matt FOX																													
1	2:52.016	44.416	1:20.903	46.697	165.6	2:52.016																							
2	3:00.086	53.246	1:19.383	47.457	178.5	5:52.102																							
3	2:59.031	53.122	1:19.261	46.648	165.6	8:51.133																							
4	2:58.581	52.527	1:19.229	46.825	180.3	11:49.714																							
5	3:00.491	52.919	1:19.766	47.806	180.3	14:50.205																							
6	3:01.728	53.976	1:19.916	47.836	166.7	17:51.933																							
7	3:01.443	54.134	1:20.321	46.988	181.8	20:53.376																							
8	2:59.895	53.609	1:18.936	47.350	172.8	23:53.271																							
9	3:01.086	53.865	1:20.184	47.037	170.1	26:54.357																							
109 Nick BRYANT																													
1	3:07.394	55.513	1:22.925	48.956	158.6	3:07.394																							
2	3:04.153	55.231	1:22.797	46.125	169.8	6:11.547																							
3	2:56.666	52.352	1:18.391	45.923	186.9	9:08.213																							
4	2:56.128	51.759	1:18.812	45.557	188.5	12:04.341																							
5	2:55.496	51.425	1:18.340	45.731	170.6	14:59.837																							
6	2:56.248	51.857	1:18.622	45.769	169.5	17:56.085																							
7	2:55.374	51.413	1:18.362	45.599	173.1	20:51.459																							
8	2:57.047	51.622	1:18.960	46.465	177.6	23:48.506																							
9	2:55.325	51.498	1:17.374	46.453	188.5	26:43.831																							
110 Aaron OLIVER																													
1	3:13.323	1:06.771	1:20.627	45.925	162.4	3:13.323																							
2	2:56.571	51.850	1:18.611	46.110	184.9	6:09.894																							
3	2:55.795	52.288	1:18.520	44.987	173.4	9:05.689																							
4	2:56.634	52.157	1:18.515	45.962	173.9	12:02.323																							
5	2:55.237	52.260	1:17.075	45.902	177.6	14:57.560																							
6	2:55.172	51.321	1:18.280	45.571	186.9	17:52.732																							
7	2:55.726	52.012	1:17.468	46.246	177.0	20:48.458																							
8	2:55.762	52.573	1:17.129	46.060	175.9	23:44.220																							
9	2:55.572	52.330	1:17.265	45.977	176.2	26:39.792																							
112 Alistair MORTON																													
RS Motorsport																													
1	3:47.122	1:40.896	1:19.784	46.442	180.9	3:47.122																							
2	2:59.266	53.132	1:19.516	46.618	170.9	6:46.388																							
3	2:56.541	53.023	1:17.608	45.910	188.2	9:42.929																							
4	2:57.709	51.828	1:19.504	46.377	179.1	12:40.638																							
5	2:56.149	52.310	1:17.981	45.858	182.1	15:36.787																							
6	3:02.957	53.631	1:23.033	46.293	177.0	18:39.744																							
7	2:54.826	50.946	1:17.564	46.316	194.2	21:34.570																							
8	2:57.465	52.515	1:17.924	47.026	180.6	24:32.035																							
9	2:57.785	52.478	1:18.103	47.204	175.3	27:29.820																							
119 Chris MORLING																													
Williams Motorsport																													
1	3:15.110	1:05.558			164.9	3:15.110																							





Caterham Seven Roadsport-270R

Spa Euro Race

Free Practice 1

Sector Analysis

— Invalidated Lap

■ Personal Best

■ Session Best

■ Crossing the pit lane

Lap	Time	Sector 1	Sector 2	Sector 3	T.Spd	Elapsed	Lap	Time	Sector 1	Sector 2	Sector 3	T.Spd	Elapsed	
121 Jasmine SHAW DPR Motorsport							9	2:57.079	52.384	1:17.859	46.836	180.0	27:49.798	
1	3:13.181	1:05.546	1:20.829	46.806	164.1	3:13.181								
2	2:57.453	52.205	1:19.247	46.001	185.9	6:10.634								
3	2:55.861	51.405	1:18.159	46.297	185.6	9:06.495								
4	2:56.974	51.166	1:18.508	47.300	183.1	12:03.469								
5	2:55.777	51.921	1:17.919	45.937	184.0	14:59.246								
6	2:56.692	52.108	1:18.542	46.042	180.9	17:55.938								
7	2:55.872	51.258	1:18.316	46.298	184.9	20:51.810								
8	2:54.819	51.024	1:17.977	45.818	184.9	23:46.629								
9	2:56.277	52.174	1:17.918	46.185	179.4	26:42.906								
127 Sean MURPHY Williams Motorsport														
1	3:08.457	54.939	1:24.992	48.526	157.2	3:08.457								
2	3:03.903	53.713	1:22.449	47.741	175.6	6:12.360								
3	3:05.191	53.982	1:23.131	48.078	180.9	9:17.551								
4	2:59.392	52.206	1:20.488	46.698	183.1	12:16.943								
5	2:59.581	52.701	1:19.962	46.918	180.9	15:16.524								
6	2:59.828	52.706	1:19.697	47.425	183.1	18:16.352								
7	3:00.022	52.303	1:20.760	46.959	183.7	21:16.374								
8	3:00.634	52.934	1:20.741	46.959	187.8	24:17.008								
9	2:59.020	52.466	1:19.622	46.932	179.4	27:16.028								
147 Alistair KINNEAR														
1	3:45.308	1:24.544	1:28.356	52.408	134.8	3:45.308								
2	3:11.483	55.856	1:24.822	50.805	163.4	6:56.791								
3	3:10.565	56.135	1:24.640	49.790	170.6	10:07.356								
4	3:07.513	54.566	1:24.122	48.825	172.2	13:14.869								
5	3:07.605	55.133	1:23.964	48.508	145.2	16:22.474								
6	3:03.718	53.429	1:22.306	47.983	183.1	19:26.192								
7	3:05.799	54.242	1:22.275	49.282	179.7	22:31.991								
8	3:07.180	55.246	1:23.476	48.458	163.9	25:39.171								
162 Ann HALL Team Parker														
1	3:52.746	1:27.968	1:33.087	51.691	150.8	3:52.746								
2	3:18.906	58.243	1:28.906	51.757	162.9	7:11.652								
3	3:12.009	55.290	1:26.351	50.368	165.1	10:23.661								
4	3:11.503	55.158	1:25.143	51.202	160.7	13:35.164								
5	3:11.616	55.514	1:25.161	50.941	166.9	16:46.780								
6	3:12.057	55.515	1:25.274	51.268	152.1	19:58.837								
7	3:13.903	55.742	1:26.298	51.863	170.9	23:12.740								
8	3:13.423	55.990	1:26.010	51.423	157.2	26:26.163								
186 Craig EVANS Silverstone														
1	2:48.953	41.875	1:19.374	47.704	170.3	2:48.953								
2	3:00.310	54.489	1:18.897	46.924	173.4	5:49.263								
3	2:59.781	54.025	1:18.889	46.867	168.5	8:49.044								
4	3:12.363	54.065	1:18.775	59.523	174.8	12:01.407								
5	4:01.297	1:54.273	1:20.094	46.930	179.1	16:02.704								
6	2:57.152	52.621	1:18.249	46.282	178.2	18:59.856								
7	2:56.436	52.358	1:17.730	46.348	178.2	21:56.292								
8	2:56.427	52.645	1:17.752	46.030	178.8	24:52.719								
188 Luciano CARUSO														
1	3:19.824	1:14.543	1:19.211	46.070	172.5	3:19.824								
2	2:57.704	51.915	1:19.727	46.062	185.6	6:17.528								
3	2:56.554	52.323	1:18.403	45.828	180.9	9:14.082								
4	2:57.798	51.990	1:19.868	45.940	185.6	12:11.880								
5	2:56.689	51.392	1:18.546	46.751	185.9	15:08.569								
6	3:11.243	52.649	1:21.956	56.638	179.1	18:19.812								
7	3:01.315	52.161	1:18.275	50.879	183.1	21:21.127								
8	2:56.934	52.363	1:18.356	46.215	180.3	24:18.061								
9	2:58.186	51.971	1:20.028	46.187	185.9	27:16.247								
199 Andrew DAVISON LFP Motorsport														
1	2:48.828	40.366	1:21.237	47.225	170.1	2:48.828								
2	3:02.044	53.770	1:20.161	48.113	178.8	5:50.872								
3	2:59.084	52.643	1:19.213	47.228	168.0	8:49.956								
4	2:58.720	52.301	1:19.120	47.299	179.7	11:48.676								
5	3:07.199	52.999	1:25.520	48.680	180.0	14:55.875								
6	2:58.900	52.090	1:20.238	46.572	182.1	17:54.775								
7	3:04.809	53.741	1:24.405	46.663	137.2	20:59.584								
8	2:58.633	52.494	1:19.483	46.656	180.9	23:58.217								
9	2:58.074	52.421	1:18.619	47.034	180.9	26:56.291								

