

Caterham Seven Roadsport-270R

Spa Euro Race

Qualifying

Sector Analysis

— Invalidated Lap

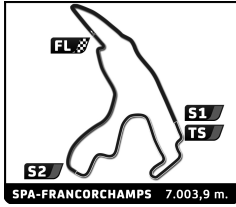
■ Personal Best

■ Session Best

■ Crossing the pit lane

Lap	Time	Sector 1	Sector 2	Sector 3	T.Spd	Elapsed	Lap	Time	Sector 1	Sector 2	Sector 3	T.Spd	Elapsed
4 Richard NORTHRIDGE							5	2:58.985	53.464	1:18.967	46.554	175.9	16:20.182
1	4:08.258	1:55.441	1:22.646	50.171	153.4	4:08.258	6	3:00.936	52.792	1:20.419	47.725	178.8	19:21.118
2	3:02.014	54.812	1:19.917	47.285	169.3	7:10.272	7	3:00.548	53.671	1:19.659	47.218	183.1	22:21.666
3	3:04.849	54.216	1:22.730	47.903	173.4	10:15.121	14 Archie KENNEDY-DYSON						
4	3:07.855	56.949	1:23.496	47.410	152.1	13:22.976	1	4:07.924	1:54.579	1:23.161	50.184	149.4	4:07.924
5	3:01.463	53.555	1:20.573	47.335	170.6	16:24.439	2	3:03.117	55.169	1:20.562	47.386	168.5	7:11.041
6	3:02.772	53.856	1:21.136	47.780	166.9	19:27.211	3	3:03.802	53.204	1:22.086	48.512	176.8	10:14.843
7	3:05.494	57.106	1:20.498	47.890	166.4	22:32.705	4	3:03.481	54.971	1:20.987	47.523	163.6	13:18.324
6 Eduardo PONTES							5	3:01.155	53.557	1:19.950	47.648	175.0	16:19.479
Silverstone							6	3:02.218	53.558	1:21.063	47.597	175.6	19:21.697
1	3:19.978	1:03.201	1:20.521	56.256	168.0	3:19.978	7	3:01.263	53.297	1:21.046	46.920	184.3	22:22.960
2	2:57.755	53.107	1:18.649	45.999	181.8	6:17.733	15 Shane FORSTER						
3	2:58.758	52.329	1:19.545	46.884	186.5	9:16.491	Williams Motorsport						
4	3:00.130	52.570	1:20.939	46.621	184.6	12:16.621	1	3:18.236	52.554	1:19.601	1:06.081	177.3	3:18.236
5	3:01.273	53.632	1:20.153	47.488	179.4	15:17.894	2	2:57.742	51.873	1:19.668	46.201	178.5	6:15.978
6	3:00.272	53.720	1:19.175	47.377	172.0	18:18.166	3	2:57.455	52.002	1:18.985	46.468	184.9	9:13.433
7	2:59.282	53.225	1:18.910	47.147	172.5	21:17.448	4	2:58.165	52.679	1:18.991	46.495	186.2	12:11.598
8 Jason SPENCER							5	2:57.397	51.917	1:18.698	46.782	184.6	15:08.995
1	4:03.725	1:52.069	1:22.682	48.974	167.2	4:03.725	6	2:58.955	51.928	1:20.011	47.016	185.6	18:07.950
2	3:02.982	54.137	1:21.461	47.384	172.2	7:06.707	7	2:58.538	52.322	1:18.633	47.583	180.6	21:06.488
3	3:04.023	54.374	1:21.358	48.291	169.3	10:10.730	18 Mitchell FASANYA						
4	3:04.600	54.413	1:22.127	48.060	161.2	13:15.330	1	4:00.417	1:47.915	1:23.960	48.542	158.8	4:00.417
5	3:01.828	53.704	1:20.071	48.053	177.3	16:17.158	2	3:00.180	53.736	1:18.874	47.570	173.1	7:00.597
6	3:03.521	53.432	1:22.028	48.061	184.9	19:20.679	3	3:04.175	54.457	1:20.928	48.790	163.9	10:04.772
7	3:01.933	54.012	1:20.716	47.205	179.7	22:22.612	4	3:00.821	53.767	1:19.047	48.007	169.3	13:05.593
9 Steven VISCHER							5	3:10.899	1:02.961	1:19.519	48.419	162.9	16:16.492
1	4:02.808	1:47.419	1:24.821	50.568	149.6	4:02.808	6	3:03.428	53.193	1:22.278	47.957	179.4	19:19.920
2	3:04.652	55.048	1:20.912	48.692	174.2	7:07.460	7	2:59.445	52.658	1:19.570	47.217	172.2	22:19.365
3	3:07.263	54.994	1:22.014	50.255	171.4	10:14.723	19 Kyle TOWNEND						
4	3:03.007	54.638	1:19.952	48.417	173.1	13:17.730	1	4:01.465	1:48.664	1:23.949	48.852	157.2	4:01.465
5	3:03.429	54.206	1:20.756	48.467	173.1	16:21.159	2	3:00.221	53.563	1:19.377	47.281	175.6	7:01.686
6	3:04.489	53.892	1:21.990	48.607	177.9	19:25.648	3	3:02.150	53.106	1:20.271	48.773	173.1	10:03.836
7	3:03.113	54.615	1:19.670	48.828	175.6	22:28.761	4	3:04.282	54.942	1:20.885	48.455	163.9	13:08.118
10 James FRENCH							5	3:10.546	59.650	1:22.308	48.588	105.6	16:18.664
1	4:05.026	1:55.059	1:22.338	47.629	161.0	4:05.026	6	3:00.418	52.932	1:20.709	46.777	179.4	19:19.082
2	3:02.505	53.156	1:21.561	47.788	184.6	7:07.531	7	3:00.311	53.353	1:19.412	47.546	173.9	22:19.393
3	3:02.773	53.858	1:21.713	47.202	162.4	10:10.304	20 Steve LORRIMAN						
4	3:02.425	54.364	1:20.312	47.749	170.3	13:12.729	1	3:59.878	1:46.749	1:24.723	48.406	146.3	3:59.878
5	3:02.113	54.530	1:20.086	47.497	168.7	16:14.842	2	2:56.331	51.991	1:18.180	46.160	181.8	6:56.209
6	3:03.812	54.264	1:21.120	48.428	171.2	19:18.654	3	2:55.900	51.918	1:17.929	46.053	181.8	9:52.109
7	4:35.245	53.666	1:20.276	2:21.303	173.4	23:53.899	4	3:00.288	54.253	1:19.208	46.827	150.0	12:52.397
12 John BOND							5	3:02.500	52.630	1:20.706	49.164	180.0	15:54.897
1	4:15.263	2:06.389	1:20.877	47.997	168.0	4:15.263	6	2:59.393	51.153	1:21.161	47.079	173.9	18:54.290
2	3:04.099	53.488	1:21.306	49.305	178.8	7:19.362	7	2:55.356	51.588	1:17.922	45.846	184.9	21:49.646
3	3:01.107	54.516	1:19.394	47.197	170.6	10:20.469	21 Luke WILSON						
4	3:00.728	54.586	1:19.118	47.024	173.9	13:21.197	1	4:09.964	1:56.344	1:23.076	50.544	159.3	4:09.964





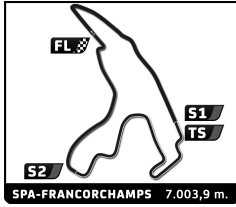
Caterham Seven Roadsport-270R

Spa Euro Race

Qualifying

Sector Analysis

_ Invalidated Lap							■ Personal Best							■ Session Best							■ Crossing the pit lane								
Lap	Time	Sector 1	Sector 2	Sector 3	T.Spd	Elapsed	Lap	Time	Sector 1	Sector 2	Sector 3	T.Spd	Elapsed	Lap	Time	Sector 1	Sector 2	Sector 3	T.Spd	Elapsed	Lap	Time	Sector 1	Sector 2	Sector 3	T.Spd	Elapsed		
23 Gary CROSS CTS Motorsport																													
1	3:13.367	46.354	1:21.580	1:05.433	174.2	3:13.367																							
2	3:00.323	52.570	1:19.664	48.089	176.2	6:13.690																							
3	2:57.426	51.982	1:18.874	46.570	182.4	9:11.116																							
4	3:07.773	1:01.417	1:19.753	46.603	180.3	12:18.889																							
5	3:11.707	51.648	1:28.589	51.470	182.7	15:30.596																							
6	2:57.999	52.462	1:18.645	46.892	180.3	18:28.595																							
24 Oliver WHITE																													
1	3:58.366	1:45.501	1:24.788	48.077	160.7	3:58.366																							
2	2:55.381	51.674	1:17.369	46.338	181.5	6:53.747																							
3	2:58.052	53.299	1:17.941	46.812	143.8	9:51.799																							
4	3:02.786	52.816	1:18.389	51.581	171.2	12:54.585																							
5	3:01.125	52.396	1:20.843	47.886	177.0	15:55.710																							
6	3:00.872	51.874	1:20.639	48.359	174.2	18:56.582																							
7	2:54.950	51.687	1:17.351	45.912	184.0	21:51.532																							
25 Richard DAVIES																													
1	4:07.268	1:53.662	1:23.379	50.227	147.9	4:07.268																							
2	3:01.423	53.420	1:20.629	47.374	173.6	7:08.691																							
3	3:01.279	52.789	1:20.138	48.352	179.4	10:09.970																							
4	3:04.072	54.909	1:21.117	48.046	163.9	13:14.042																							
5	3:00.469	53.431	1:19.462	47.576	168.0	16:14.511																							
6	3:03.560	54.640	1:21.401	47.519	168.7	19:18.071																							
7	3:01.076	53.813	1:19.231	48.032	168.5	22:19.147																							
26 Zena AL-JALILI																													
1	3:28.403	1:11.537	1:24.985	51.881	149.8	3:28.403																							
2	3:00.342	52.662	1:20.308	47.372	180.6	6:28.745																							
3	3:01.252	53.304	1:20.492	47.456	177.3	9:29.997																							
4	3:07.140	52.916	1:21.630	52.594	180.0	12:37.137																							
5	3:05.509	54.804	1:22.267	48.438	179.1	15:42.646																							
6	3:02.212	53.515	1:21.238	47.459	180.9	18:44.858																							
7	3:01.990	53.261	1:21.013	47.716	180.9	21:46.848																							
27 Rob HICKS																													
1	4:06.578	1:49.557	1:26.502	50.519	159.3	4:06.578																							
2	3:05.412	54.401	1:21.683	49.328	165.1	7:11.990																							
3	3:06.659	54.616	1:22.724	49.319	169.3	10:18.649																							
4	3:03.452	54.769	1:20.328	48.355	170.6	13:22.101																							
5	3:02.032	53.939	1:20.215	47.878	181.5	16:24.133																							
6	3:01.968	53.808	1:20.253	47.907	176.8	19:26.101																							
7	3:02.952	54.381	1:20.577	47.994	169.3	22:29.053																							
28 Seb THOLET																													
1	3:59.028	1:46.397	1:24.676	47.955	154.5	3:59.028																							
2	2:56.380	51.256	1:18.386	46.738	175.3	6:55.408																							
3	2:55.179	51.307	1:17.540	46.332	186.5	9:50.587																							
4	3:02.317	55.293	1:17.935	49.089	161.2	12:52.904																							
5	3:01.027	52.347	1:20.813	47.867	171.4	15:53.931																							
6	2:57.012	51.850	1:19.029	46.133	183.7	18:50.943																							
7	2:56.968	52.749	1:17.955	46.264	175.6	21:47.911																							
31 Andrew BAILEY CTS Motorsport																													
1	3:06.935	43.990	1:20.713	1:02.232	179.7	3:06.935																							
2	3:00.057	53.462	1:19.244	47.351	176.5	6:06.992																							
3	3:00.866	53.198	1:18.677	48.991	177.9	9:07.858																							
4	2:57.196	51.823	1:19.248	46.125	179.7	12:05.054																							
5	3:01.855	54.911	1:19.494	47.450	177.6	15:06.909																							
6	2:58.647	51.616	1:20.670	46.361	174.2	18:05.556																							
7	2:55.408	51.122	1:18.081	46.205	176.2	21:00.964																							
33 Brian THORNTON																													
1	3:57.073	1:44.115	1:24.926	48.032	153.6	3:57.073																							
2	2:57.814	52.519	1:17.619	47.676	178.5	6:54.887																							
3	2:55.624	51.654	1:17.366	46.604	184.0	9:50.511																							
4	3:06.893	57.685	1:19.757	49.451	158.4	12:57.404																							
5	2:55.443	51.888	1:17.605	45.950	180.9	15:52.847																							
6	3:00.856	52.219	1:19.355	49.282	182.4	18:53.703																							
7	2:53.717	51.139	1:17.383	45.195	190.8	21:47.420																							
37 Henry SPEEKS Williams Motorsport																													
1	3:10.414	46.852	1:18.639	1:04.923	179.7	3:10.414																							
2	2:56.018	51.971	1:18.017	46.030	184.3	6:06.432																							
3	3:02.052	55.198	1:19.894	46.960	168.7	9:08.484																							
4	2:57.481	51.612	1:18.466	47.403	183.7	12:05.965																							
5	2:57.539	52.566	1:18.054	46.919	178.2	15:03.504																							
6	2:57.274	52.423	1:18.558	46.293	174.8	18:00.778																							
7	2:58.972	52.760	1:18.298	47.914	177.6	20:59.750																							
38 Jimmy WAI																													
1	3:15.174	48.600	1:20.566	1:06.008	177.0	3:15.174																							
2	2:56.872	52.233	1:18.699	45.940	181.8	6:12.046																							
3	2:58.884	52.363	1:18.781	47.740	182																								



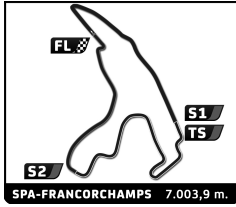
Caterham Seven Roadsport-270R

Spa Euro Race

Qualifying

Sector Analysis

_ Invalidated Lap							■ Personal Best ■ Session Best ■ Crossing the pit lane						
Lap	Time	Sector 1	Sector 2	Sector 3	T.Spd	Elapsed	Lap	Time	Sector 1	Sector 2	Sector 3	T.Spd	Elapsed
5	2:59.686	54.535	1:18.339	46.812	159.1	15:07.841	6	3:00.008	52.409	1:20.477	47.122	181.8	18:20.524
6	2:57.123	51.141	1:18.773	47.209	189.5	18:04.964	7	2:59.371	52.349	1:20.280	46.742	179.1	21:19.895
7	2:55.413	51.582			184.3	21:00.377							
47 Heinrich WATSON-MILLER							66 Aleksandr DOBRYNIN						
1	4:14.961	2:01.635	1:21.377	51.949	169.0	4:14.961	1	4:18.350	2:06.632	1:22.338	49.380	163.4	4:18.350
2	2:59.642	52.734	1:19.970	46.938	174.2	7:14.603	2	3:09.621	57.128	1:22.884	49.609	158.1	7:27.971
3	3:00.733	52.993	1:20.717	47.023	173.9	10:15.336	3	3:09.990	57.176	1:22.208	50.606	155.8	10:37.961
4	3:05.302	53.932	1:19.175	52.195	178.2	13:20.638	4	3:10.147	57.845	1:22.637	49.665	153.6	13:48.108
5	3:06.891	55.055	1:23.416	48.420	175.6	16:27.529	5	3:11.223	57.964	1:23.206	50.053	152.8	16:59.331
6	2:59.873	53.767	1:19.169	46.937	175.3	19:27.402	6	3:09.560	58.020	1:23.092	48.448	152.8	20:08.891
7	3:06.629	54.324	1:24.283	48.022	176.5	22:34.031							
55 Alan VENTERS CTS Motorsport							70 Jo OLIVER						
1	3:17.358	44.087	1:21.091	1:12.180	172.2	3:17.358	1	4:03.441	1:50.443	1:23.429	49.569	158.4	4:03.441
2	13:49.899 B	...	1:18.983	47.041	173.6	17:07.257	2	3:03.010	54.522	1:19.677	48.811	177.0	7:06.451
3	2:59.274	52.613	1:19.958	46.703	180.9	20:06.531	3	3:13.812	54.837	1:30.907	48.068	167.2	10:20.263
56 Sam EMINSON							71 Richard HAIGH						
1	4:02.489	1:51.084	1:22.236	49.169	160.7	4:02.489	1	3:27.749	1:10.966	1:24.075	52.708	147.7	3:27.749
2	3:02.914	54.186	1:20.349	48.379	172.2	7:05.403	2	2:59.183	52.299	1:19.922	46.962	183.4	6:26.932
3	3:10.684	56.698	1:25.964	48.022	154.7	10:16.087	3	3:00.076	53.236	1:20.059	46.781	184.3	9:27.008
4	3:01.517	53.911	1:20.085	47.521	180.0	13:17.604	4	2:58.137	52.698	1:18.763	46.676	180.9	12:25.145
5	3:03.599	54.502	1:20.868	48.229	169.3	16:21.203	5	2:58.476	52.801	1:19.087	46.588	178.8	15:23.621
6	3:03.659	54.054	1:21.324	48.281	175.3	19:24.862	6	2:57.588	52.346	1:18.722	46.520	184.6	18:21.209
7	3:04.257	54.681	1:19.714	49.862	168.2	22:29.119	7	2:57.235	51.686	1:18.925	46.624	181.5	21:18.444
58 James PLATT Silverstone							72 Christian BOND Team Parker						
1	3:16.042	42.305	1:21.673	1:12.064	150.2	3:16.042	1	3:26.750	1:10.087	1:23.669	52.994	153.8	3:26.750
2	2:58.947	52.341	1:19.903	46.703	182.7	6:14.989	2	2:58.330	52.375	1:19.885	46.070	180.3	6:25.080
3	3:00.401	53.067	1:19.827	47.507	171.7	9:15.390	3	2:58.159	52.482	1:19.493	46.184	179.1	9:23.239
4	3:00.820	53.299	1:20.362	47.159	178.2	12:16.210	4	2:57.930	52.011	1:19.685	46.234	183.7	12:21.169
5	3:02.292	53.904	1:19.877	48.511	179.1	15:18.502	5	3:19.698	52.660	1:21.680	1:05.358	176.5	15:40.867
6	3:00.693	53.618	1:19.776	47.299	180.6	18:19.195	6	3:04.998	53.830	1:21.456	49.712	172.0	18:45.865
7	3:01.439	53.805	1:20.568	47.066	171.4	21:20.634	7	3:05.016	52.512	1:21.766	50.738	164.9	21:50.881
62 Georgie TUFFIN							74 Charles CHAPMAN Silverstone						
1	4:13.907	1:59.932	1:22.183	51.792	164.9	4:13.907	1	3:15.769	41.975	1:21.522	1:12.272	149.4	3:15.769
2	3:01.567	53.969	1:20.359	47.239	171.2	7:15.474	2	2:58.652	52.220	1:19.192	47.240	184.6	6:14.421
3	3:09.133	53.642	1:21.652	53.839	175.6	10:24.607	3	2:58.581	52.305	1:19.571	46.705	182.1	9:13.002
4	3:01.731	54.846	1:19.445	47.440	170.6	13:26.338	4	3:01.716	53.062	1:20.114	48.540	176.2	12:14.718
5	3:01.163	54.289	1:19.450	47.424	171.7	16:27.501	5	2:58.342	52.258	1:19.355	46.729	179.7	15:13.060
6	3:05.814	58.185	1:19.774	47.855	154.7	19:33.315	6	2:58.390	52.481	1:19.293	46.616	177.0	18:11.450
7	3:01.503	54.449	1:19.619	47.435	171.2	22:34.818	7	2:57.745	51.916	1:19.222	46.607	183.7	21:09.195
65 Andy MCKIE LFP Motorsport							80 Ben OLIVER						
1	3:21.265	1:03.220	1:20.923	57.122	166.4	3:21.265	1	4:13.113	1:59.291	1:22.482	51.340	160.7	4:13.113
2	2:59.870	53.190	1:19.907	46.773	178.8	6:21.135	2	3:08.703	54.332	1:25.279	49.092	170.1	7:21.816
3	3:00.668	52.979	1:20.312	47.377	187.2	9:21.803	3	3:05.886	53.731	1:20.516	51.639	173.4	10:27.702
4	2:58.658	52.038	1:20.032	46.588	185.6	12:20.461							
5	3:00.055	52.273	1:20.592	47.190	186.9	15:20.516							



Caterham Seven Roadsport-270R

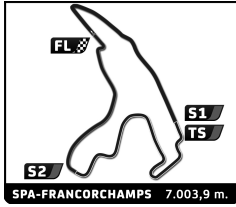
Spa Euro Race

Qualifying

Sector Analysis

_ Invalidated Lap							■ Personal Best							■ Session Best							■ Crossing the pit lane																											
Lap	Time	Sector 1	Sector 2	Sector 3	T.Spd	Elapsed	Lap	Time	Sector 1	Sector 2	Sector 3	T.Spd	Elapsed	Lap	Time	Sector 1	Sector 2	Sector 3	T.Spd	Elapsed	Lap	Time	Sector 1	Sector 2	Sector 3	T.Spd	Elapsed																					
86 Richard WATSON																																																
1	4:02.835	1:49.926	1:23.145	49.764	159.3	4:02.835	2	3:02.779	53.824	1:20.657	48.298	170.3	7:05.614	3	3:07.753	56.030	1:23.383	48.340	157.0	10:13.367	4	3:02.475	54.196	1:20.315	47.964	174.8	13:15.842	5	3:01.035	53.441	1:20.075	47.519	179.7	16:16.877	6	3:03.521	53.466	1:22.604	47.451	177.9	19:20.398	7	3:01.697	53.712	1:20.048	47.937	172.2	22:22.095
118 Paul OGGLESBY RS Motorsport																																																
1	3:09.937	38.770	1:21.881	1:09.286	167.4	3:09.937	2	3:00.763	51.749	1:19.684	49.330	184.9	6:10.700	3	2:56.427	51.518	1:18.096	46.813	184.9	9:07.127	4	3:03.614	53.638	1:22.800	47.176	118.8	12:10.741	5	2:53.498	51.167	1:17.031	45.300	182.1	15:04.239	6	3:05.857	53.908	1:25.132	46.817	127.8	18:10.096	7	2:53.541	50.808	1:17.366	45.367	190.8	21:03.637
88 Mark HENSLER																																																
1	4:09.466	1:55.704	1:23.464	50.298	136.5	4:09.466	2	3:06.896	54.948	1:22.534	49.414	161.0	7:16.362	3	3:03.345	54.409	1:20.924	48.012	173.9	10:19.707	4	3:03.950	55.865	1:20.681	47.404	167.2	13:23.657	5	3:01.777	53.242	1:21.084	47.451	169.8	16:25.434	6	3:02.783	54.294	1:20.315	48.174	175.6	19:28.217	7	3:03.720	53.992	1:21.901	47.827	180.3	22:31.937
89 Oliver SMITH																																																
1	4:14.061	2:06.379	1:19.222	48.460	171.2	4:14.061	2	3:00.238	53.470	1:19.584	47.184	177.0	7:14.299	3	2:59.398	53.088	1:19.220	47.090	176.5	10:13.697	4	3:00.827	53.796	1:20.084	46.947	174.2	13:14.524	5	3:00.152	52.789	1:18.922	48.441	171.2	16:14.676	6	3:03.148	54.610	1:20.601	47.937	169.8	19:17.824	7	3:01.044	54.184	1:19.328	47.532	163.9	22:18.868
99 Matt FOX																																																
1	13:14.798	1:18.889	46.859	167.7	13:14.798	2	3:00.431	52.985	1:19.823	47.623	171.2	16:15.229	3	3:03.042	54.126	1:21.751	47.165	166.7	19:18.271	4	3:01.737	54.276	1:20.368	47.093	168.0	22:20.008																					
109 Nick BRYANT																																																
1	3:24.256	1:10.292	1:21.251	52.713	150.4	3:24.256	2	2:57.018	52.537	1:18.835	45.646	186.5	6:21.274	3	2:56.558	52.541	1:18.185	45.832	182.1	9:17.832	4	2:55.312	51.107	1:18.765	45.440	187.5	12:13.144	5	2:55.313	51.588	1:18.106	45.619	186.5	15:08.457	6	2:58.084	51.859	1:19.871	46.354	185.9	18:06.541	7	2:55.150	51.042	1:18.465	45.643	187.8	21:01.691
110 Aaron OLIVER																																																
1	4:00.785	1:14.464	1:52.789	53.532	91.8	4:00.785	2	2:54.836	50.896	1:17.620	46.320	184.9	6:55.621	3	2:55.267	51.402	1:17.659	46.206	185.2	9:50.888																												
119 Chris MORLING Williams Motorsport																																																
1	3:17.118	44.989	1:21.094	1:11.035	178.5	3:17.118	2	2:59.684	52.644	1:19.753	47.287	179.1	6:16.802	3	3:00.013	53.132	1:20.322	46.559	178.8	9:16.815	4	3:02.810	55.784	1:20.227	46.799	177.6	12:19.625	5	3:01.556	53.089	1:21.188	47.279	180.6	15:21.181	6	2:59.990	52.641	1:20.158	47.191	180.6	18:21.171	7	2:59.687	53.051	1:19.973	46.663	179.7	21:20.858
120 Alistair MORTON RS Motorsport																																																
1	3:14.332	40.056	1:21.975	1:12.301	166.7	3:14.332	2	2:55.021	51.515	1:17.565	45.941	184.3	6:09.353	3	2:57.034	52.028	1:18.706	46.300	180.0	9:06.387	4	3:03.371	53.607	1:21.285	48.479	145.6	12:09.758	5	2:56.106	52.244	1:18.004	45.858	178.5	15:05.864	6	2:56.831	52.379	1:18.170	46.282	176.5	18:02.695	7	2:55.543	52.410	1:17.538	45.595	177.3	20:58.238
121 Jasmine SHAW DPR Motorsport																																																
1	3:11.752	38.061	1:21.784	1:11.907	167.7	3:11.752	2	2:56.566	52.602	1:18.145	45.819	180.6	6:08.318	3	3:01.383	52.988	1:20.960	47.435	179.4	9:09.701	4	2:56.715	52.149	1:18.322	46.244	181.5	12:06.416	5	2:56.388	52.407	1:17.937	46.044	186.9	15:02.804	6	3:01.336	54.587	1:20.049	46.700	156.7	18:04.140	7	2:54.710	51.676	1:17.531	45.503	183.7	20:58.850
127 Sean MURPHY Williams Motorsport																																																
1	3:21.770	1:02.964	1:20.556	58.250	169.3	3:21.770	2	3:00.873	53.158	1:20.266	47.449	177.3	6:22.643	3	2:58.815	52.508	1:19.639	46.668	184.6	9:21.458	4	3:00.712	52.429	1:20.710	47.573	182.4	12:22.170	5	3:00.831	52.140	1:20.174	48.517	189.1	15:23.001	6	3:00.437	53.032	1:20.329	47.076	174.8	18:23.438	7	2:58.594	52.494	1:19.802	46.298	181.5	21:22.032
147 Alistair KINNEAR																																																





Caterham Seven Roadsport-270R

Spa Euro Race

Qualifying

Sector Analysis

— Invalidated Lap
 ■ Personal Best
 ■ Session Best
 ■ Crossing the pit lane

Lap	Time	Sector 1	Sector 2	Sector 3	T.Spd	Elapsed	Lap	Time	Sector 1	Sector 2	Sector 3	T.Spd	Elapsed
1	3:30.326	1:09.141	1:29.016	52.169	140.6	3:30.326							
2	3:04.192	54.024	1:22.117	48.051	176.5	6:34.518							
3	3:05.011	53.836	1:22.637	48.538	179.7	9:39.529							
4	3:04.566	53.919	1:21.957	48.690	180.6	12:44.095							
5	3:05.251	54.410	1:21.871	48.970	178.8	15:49.346							
6	3:06.140	54.806	1:22.876	48.458	177.6	18:55.486							
7	3:02.585	54.182	1:20.904	47.499	180.0	21:58.071							

162 Ann HALL

Team Parker

1	3:23.374	1:06.039	1:23.533	53.802	156.5	3:23.374
2	3:06.756	53.939	1:23.516	49.301	173.1	6:30.130
3	3:08.591	53.089	1:25.263	50.239	168.5	9:38.721
4	3:09.606	54.641	1:24.721	50.244	172.5	12:48.327
5	3:11.655	54.977	1:26.232	50.446	161.4	15:59.982
6	3:08.280	54.385	1:23.952	49.943	167.7	19:08.262
7	3:10.441	55.436	1:24.167	50.838	162.9	22:18.703

166 Tim NEWMAN

1	3:22.571	1:03.873	1:23.843	54.855	156.1	3:22.571
2	3:03.981	53.322	1:22.421	48.238	179.4	6:26.552
3	3:02.921	53.284	1:21.979	47.658	181.2	9:29.473
4	3:06.840	53.612	1:22.642	50.586	166.2	12:36.313
5	3:04.354	53.720	1:22.154	48.480	177.6	15:40.667
6	3:02.942	53.676	1:21.269	47.997	177.6	18:43.609
7	3:02.177	53.464	1:21.246	47.467	176.5	21:45.786

186 Craig EVANS

Silverstone

1	3:12.737	40.937	1:21.548	1:10.252	162.2	3:12.737
2	2:55.660	51.486	1:17.905	46.269	181.8	6:08.397
3	2:59.079	52.766	1:18.345	47.968	178.8	9:07.476
4	2:59.478	52.370	1:19.331	47.777	172.0	12:06.954
5	2:58.588	52.040	1:19.644	46.904	178.5	15:05.542
6	3:00.632	53.222	1:20.829	46.581	143.6	18:06.174
7	2:56.883	51.590	1:18.978	46.315	191.5	21:03.057

188 Luciano CARUSO

1	3:57.974	1:45.037	1:24.958	47.979	152.1	3:57.974
2	2:58.742	52.119	1:19.754	46.869	175.9	6:56.716
3	2:57.421	52.304	1:18.754	46.363	184.3	9:54.137
4	3:05.026	53.012	1:18.845	53.169	178.8	12:59.163
5	2:57.202	51.436	1:19.521	46.245	184.0	15:56.365
6	2:56.172	51.207	1:18.984	45.981	192.5	18:52.537
7	3:00.623	52.092	1:20.247	48.284	183.4	21:53.160

199 Andrew DAVISON

LFP Motorsport

1	3:19.265	53.375	1:19.533	1:06.357	175.9	3:19.265
2	2:59.369	52.745	1:19.352	47.272	180.6	6:18.634
3	2:56.005	51.219	1:18.729	46.057	187.8	9:14.639
4	2:59.001	51.721	1:20.398	46.882	170.9	12:13.640
5	2:57.162	51.436	1:19.189	46.537	190.5	15:10.802
6	2:59.928	51.901	1:21.336	46.691	181.5	18:10.730
7	3:01.801	51.859	1:22.177	47.765	181.5	21:12.531