

Caterham 310R-CSCUK

Spa Euro Race

Free Practice 1

Sector Analysis

— Invalidated Lap

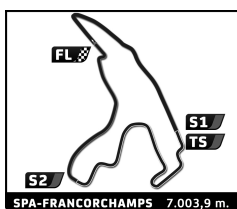
■ Personal Best

■ Session Best

■ Crossing the pit lane

Lap	Time	Sector 1	Sector 2	Sector 3	T.Spd	Elapsed	Lap	Time	Sector 1	Sector 2	Sector 3	T.Spd	Elapsed	
1	Matt ARMSTRONG Team Parker						7	2:42.505	47.020	1:13.321	42.164	204.5	19:02.582	
1	2:57.263	57.585	1:15.067	44.611	175.6	2:57.263	8	3:01.071	46.211	1:17.290	57.570	211.8	22:03.653	
2	2:36.718	45.786	1:10.100	40.832	210.9	5:33.981	9	3:04.557 B	48.126	1:13.781	1:02.650	196.7	25:08.210	
3	2:39.197	45.757	1:12.020	41.420	208.1	8:13.178								
4	2:42.271	45.641	1:14.080	42.550	215.6	10:55.449								
5	2:37.571	45.945	1:10.596	41.030	209.7	13:33.020								
6	2:42.336	45.959	1:10.889	45.488	206.5	16:15.356								
7	2:44.643	45.880	1:13.748	45.015	210.1	18:59.999								
8	2:37.100	46.001	1:10.563	40.536	203.8	21:37.099								
9	2:51.996 B	46.342	1:10.781	54.873	206.1	24:29.095								
4	Charles HARRIS Matt Blyth Motorsport													
1	3:32.368	1:28.299	1:19.379	44.690	158.1	3:32.368								
2	2:52.969	52.098	1:15.559	45.312	187.5	6:25.337								
3	2:52.255	50.445	1:16.025	45.785	185.2	9:17.592								
4	2:50.440	50.228	1:15.312	44.900	184.3	12:08.032								
5	2:50.816	51.117	1:15.400	44.299	180.9	14:58.848								
6	2:50.281	50.006	1:16.004	44.271	181.2	17:49.129								
7	2:52.350	51.184	1:15.155	46.011	184.6	20:41.479								
8	2:51.393	50.318	1:16.272	44.803	190.5	23:32.872								
9	2:51.761	51.248	1:15.991	44.522	179.1	26:24.633								
5	Ben LOPEZ-APPLETON RS Motorsport													
1	3:18.814	1:14.906	1:19.475	44.433	174.8	3:18.814								
2	2:49.102	50.054	1:14.650	44.398	189.5	6:07.916								
3	2:50.578	50.377	1:15.747	44.454	183.1	8:58.494								
4	2:51.412	50.541	1:16.762	44.109	181.5	11:49.906								
5	2:49.610	50.493	1:15.235	43.882	183.7	14:39.516								
6	2:50.100	50.662	1:14.981	44.457	180.9	17:29.616								
7	2:53.800	54.871	1:15.079	43.850	181.5	20:23.416								
8	2:49.757	49.199	1:16.011	44.547	193.5	23:13.173								
9	2:50.861	50.993	1:15.645	44.223	185.6	26:04.034								
7	Sam PARKER Team Parker													
1	3:24.610	1:15.963	1:23.072	45.575	165.4	3:24.610								
2	2:53.283	51.269	1:16.485	45.529	187.2	6:17.893								
3	2:52.663	51.345	1:16.475	44.843	186.9	9:10.556								
4	2:53.276	51.062	1:17.203	45.011	184.3	12:03.832								
5	2:52.182	51.210	1:16.102	44.870	185.9	14:56.014								
6	2:52.985	51.568	1:17.129	44.288	181.2	17:48.999								
7	2:53.843	51.534	1:17.047	45.262	176.5	20:42.842								
8	2:52.358	51.398	1:16.395	44.565	184.3	23:35.200								
9	2:52.485	50.612	1:17.201	44.672	186.9	26:27.685								
10	Henry HEATON CTS Motorsport													
1	2:58.729	52.609	1:19.740	46.380	131.4	2:58.729								
2	2:41.693	46.775	1:12.548	42.370	210.9	5:40.422								
3	2:39.395	45.827	1:11.928	41.640	217.7	8:19.817								
4	2:40.562	46.930	1:12.275	41.357	205.3	11:00.379								
5	2:40.401	46.432	1:12.176	41.793	207.7	13:40.780								
6	2:39.297	46.509	1:11.065	41.723	208.1	16:20.077								
11	Taylor O'FLANAGAN LFP Motorsport													
1	2:55.341	51.325	1:18.230	45.786	137.9	2:55.341								
2	2:37.993	45.724	1:10.406	41.863	214.7	5:33.334								
3	2:38.850	45.938	1:11.531	41.381	206.1	8:12.184								
4	4:27.886 B	2:36.156	1:10.743	40.987	195.7	12:40.070								
5	2:39.009	45.909	1:11.646	41.454	210.1	15:19.079								
6	2:38.950	46.640	1:10.554	41.756	202.2	17:58.029								
7	2:40.680	46.598	1:11.089	42.993	203.4	20:38.709								
8	2:39.017	46.683	1:11.188	41.146	201.5	23:17.726								
9	2:39.754	46.324	1:11.745	41.685	207.7	25:57.480								
12	Paul GOLDSTEIN DPR/Independent													
1	3:28.850	1:18.161	1:24.293	46.396	162.2	3:28.850								
2	2:51.008	51.291	1:15.246	44.471	186.9	6:19.858								
3	2:48.732	49.452	1:14.922	44.358	197.4	9:08.590								
4	2:48.598	50.227	1:14.488	43.883	188.5	11:57.188								
5	2:49.562	50.032	1:14.628	44.902	188.8	14:46.750								
6	2:49.889	50.911	1:14.810	44.168	188.5	17:36.639								
7	2:48.713	50.274	1:14.645	43.794	184.6	20:25.352								
8	2:51.747	49.646	1:15.362	46.739	193.5	23:17.099								
14	William HARRIS Matt Blyth Motorsport													
1	3:38.469	1:34.642	1:18.339	45.488	169.0	3:38.469								
2	2:52.683	52.766	1:15.247	44.670	184.9	6:31.152								
3	2:48.880	50.162	1:14.596	44.122	184.6	9:20.032								
4	2:48.254	49.894	1:14.384	43.976	186.2	12:08.286								
5	2:49.777	50.660	1:14.659	44.458	187.8	14:58.063								
6	2:49.402	50.506	1:14.829	44.067	187.5	17:47.465								
7	2:49.836	50.181	1:15.001	44.654	187.8	20:37.301								
8	2:49.083	49.933	1:14.832	44.318	184.3	23:26.384								
9	2:49.971	50.251	1:15.268	44.452	183.1	26:16.355								
15	Nick SAMPSON Team Parker													
1	2:59.121	59.796	1:15.648	43.677	163.9	2:59.121								
2	2:40.099	46.248	1:12.195	41.656	213.4	5:39.220								
3	2:40.822	46.589	1:11.975	42.258	209.7	8:20.042								
4	2:41.210	46.763	1:12.816	41.631	206.9	11:01.252								
5	2:42.581	47.902	1:12.957	41.722	198.9	13:43.833								
6	2:39.252	46.436	1:11.489	41.327	210.9	16:23.085								
7	2:42.948	46.877	1:12.500	43.571	210.5	19:06.033								
8	2:41.850	47.067	1:12.733	42.050	203.8	21:47.883								
9	2:42.584	47.275	1:13.010	42.299	203.4	24:30.467								
10	2:44.979	46.649	1:15.196	43.134	204.5	27:15.446								
16	Tim HARDCASTLE RS Motorsport													
1	3:18.088	1:13.735	1:18.888	45.465	181.8	3:18.088								
2	2:51.644	50.902	1:15.902	44.840	189.1	6:09.732								
3	2:51.301	49.779	1:17.209	44.313	190.8	9:01.033								





Caterham 310R-CSCUK

Spa Euro Race

Free Practice 1

Sector Analysis

— Invalidated Lap

■ Personal Best

■ Session Best

■ Crossing the pit lane

Lap	Time	Sector 1	Sector 2	Sector 3	T.Spd	Elapsed	Lap	Time	Sector 1	Sector 2	Sector 3	T.Spd	Elapsed
4	2:51.163	50.302	1:15.952	44.909	190.8	11:52.196	4	2:57.648	51.999	1:18.967	46.682	183.4	12:34.778
5	2:51.300	50.445	1:15.670	45.185	187.5	14:43.496	5	2:59.276	52.498	1:20.054	46.724	186.2	15:34.054

21

Charlie LOWER

PT Motorsport

1	2:53.429	53.015	1:16.941	43.473	150.8	2:53.429
2	2:39.579	46.978	1:11.276	41.325	208.5	5:33.008
3	2:38.471	46.108	1:11.124	41.239	214.7	8:11.479
4	2:42.662	46.988	1:11.868	43.806	206.9	10:54.141
5	2:38.239	45.933	1:11.068	41.238	213.4	13:32.380
6	2:52.892	46.570	1:11.037	55.285	202.6	16:25.272
7	2:38.036	46.161	1:11.066	40.809	210.5	19:03.308
8	2:37.274	45.286	1:11.125	40.863	217.3	21:40.582
9	2:36.900	45.396	1:11.043	40.461	214.7	24:17.482
10	3:13.887B	56.087	1:15.096	1:02.704	160.7	27:31.369

23

Justin ARMSTRONG

Team Parker

1	2:55.857	55.111	1:16.185	44.561	175.3	2:55.857
2	2:37.915	45.378	1:11.179	41.358	216.0	5:33.772
3	2:38.779	45.671	1:12.017	41.091	208.9	8:12.551
4	2:38.973	45.952	1:11.440	41.581	208.5	10:51.524
5	2:43.153	46.656	1:15.072	41.425	205.3	13:34.677
6	2:37.851	45.540	1:11.495	40.816	214.7	16:12.528
7	2:42.339	45.556	1:14.265	42.518	212.6	18:54.867
8	2:40.933	45.655	1:12.487	42.791	207.3	21:35.800
9	2:41.009	46.205	1:12.581	42.223	201.9	24:16.809
10	2:50.487B	46.662	1:11.828	51.997	208.5	27:07.296

25

Henning ESCHWEILER

1	4:12.626	1:59.441	1:23.388	49.797	126.5	4:12.626
2	2:51.978	50.729	1:15.566	45.683	191.2	7:04.604
3	2:51.697	50.865	1:16.090	44.742	190.1	9:56.301
4	3:17.067	54.057	1:18.821	1:04.189	158.4	13:13.368
5	2:52.960	51.425	1:16.259	45.276	179.1	16:06.328
6	3:00.892	50.889	1:18.927	51.076	185.9	19:07.220
7	2:56.227	54.920	1:16.265	45.042	179.4	22:03.447
8	2:54.418	52.050	1:16.590	45.778	180.3	24:57.865

27

Josh JACKSON

CTS Motorsport

1	3:21.187	1:18.587	1:18.425	44.175	160.7	3:21.187
2	2:48.892	50.291	1:14.443	44.158	188.2	6:10.079
3	2:50.878	49.806	1:16.494	44.578	194.9	9:00.957
4	2:50.374	50.687	1:15.413	44.274	191.5	11:51.331
5	2:49.633	50.020	1:15.108	44.505	192.2	14:40.964
6	2:49.658	50.117	1:15.571	43.970	188.5	17:30.622
7	2:50.486	50.911	1:15.203	44.372	184.9	20:21.108
8	2:52.423	53.379	1:14.747	44.297	186.9	23:13.531
9	2:50.338	50.624	1:15.210	44.504	184.6	26:03.869

29

Scott DARLING

Williams Motorsport

1	3:35.814	1:26.314	1:23.179	46.321	149.2	3:35.814
2	3:02.505	55.605	1:20.084	46.816	183.7	6:38.319
3	2:58.811	53.185	1:19.364	46.262	188.5	9:37.130

35

Mark KENDLE

PT Motorsport

1	3:00.383	53.323	1:17.687	49.373	147.9	3:00.383
2	2:42.313	49.084	1:12.354	40.875	206.5	5:42.696
3	2:39.819	46.600	1:11.792	41.427	208.9	8:22.515
4	2:39.625	46.544	1:11.757	41.324	208.9	11:02.140
5	2:41.203	46.686	1:12.067	42.450	206.1	13:43.343
6	2:43.594	48.619	1:12.373	42.602	204.9	16:26.937
7	2:41.201	47.133	1:12.217	41.851	200.7	19:08.138
8	2:41.066	47.232	1:12.503	41.331	200.0	21:49.204
9	2:40.633	46.729	1:12.587	41.317	205.3	24:29.837
10	2:40.904	47.264	1:12.086	41.554	208.9	27:10.741

36

Chris BUCK

Matt Blyth Motorsport

1	3:33.095	1:27.669	1:20.784	44.642	167.2	3:33.095
2	2:52.772	51.582	1:15.880	45.310	183.7	6:25.867
3	2:51.364	49.841	1:15.857	45.666	187.8	9:17.231
4	2:50.919	50.733	1:15.570	44.616	182.1	12:08.150
5	2:50.062	51.023	1:15.013	44.026	182.7	14:58.212
6	2:50.105	50.502	1:15.463	44.140	191.5	17:48.317
7	2:51.471	50.309	1:16.094	45.068	185.2	20:39.788
8	2:52.948	50.863	1:16.982	45.103	181.5	23:32.736
9	2:53.850	51.705	1:16.829	45.316	167.2	26:26.586

44

Tim DICKENS

LFP Motorsport

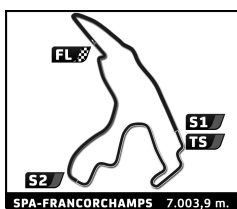
1	2:52.956	48.037	1:20.374	44.545	169.3	2:52.956
2	2:39.733	45.826	1:11.569	42.338	204.9	5:32.689
3	2:39.236	45.816	1:11.957	41.463	198.9	8:11.925
4	2:40.429	46.482	1:11.143	42.804	206.5	10:52.354
5	2:43.113	45.782	1:13.288	44.043	209.7	13:35.467
6	2:37.876	45.436	1:11.279	41.161	215.6	16:13.343
7	2:43.229	46.611	1:13.421	43.197	210.1	18:56.572
8	4:24.794B	2:10.898	1:28.764	45.132	133.7	23:21.366
9	2:43.222	46.306	1:13.057	43.859	208.9	26:04.588

46

Stephen NUTTALL

DPR Motorsport

1	3:00.011	1:04.128	1:13.391	42.492	194.2	3:00.011
2	2:39.635	45.962	1:11.717	41.956	220.4	5:39.646
3	2:40.741	46.195	1:12.656	41.890	208.1	8:20.387
4	2:39.484	46.255	1:11.727	41.502	207.3	10:59.871
5	2:38.989	46.424	1:11.445	41.120	196.0	13:38.860
6	2:39.651	46.884	1:11.213	41.554	206.9	16:18.511
7	2:40.992	46.835	1:10.956	43.201	209.3	18:59.503
8	2:38.711	46.596	1:11.135	40.980	196.7	21:38.214
9	2:39.957	46.331	1:11.744	41.882	213.0	24:18.171
10	2:42.879	46.975	1:12.830	43.074	205.7	27:01.050



Caterham 310R-CSCUK

Spa Euro Race

Free Practice 1

Sector Analysis

— Invalidated Lap

■ Personal Best

■ Session Best

■ Crossing the pit lane

Lap	Time	Sector 1	Sector 2	Sector 3	T.Spd	Elapsed	Lap	Time	Sector 1	Sector 2	Sector 3	T.Spd	Elapsed
-----	------	----------	----------	----------	-------	---------	-----	------	----------	----------	----------	-------	---------

49 Steven LANCASTER RS Motorsport						
1	3:15.114	1:11.850	1:18.343	44.921	149.2	3:15.114
2	2:53.287	51.200	1:16.750	45.337	178.8	6:08.401
3	2:51.667	50.276	1:17.003	44.388	189.1	9:00.068
4	2:50.654	50.193	1:16.004	44.457	188.2	11:50.722
5	2:51.269	50.017	1:16.480	44.772	188.8	14:41.991
6	2:50.120	50.146	1:15.880	44.094	188.5	17:32.111
7	2:50.313	49.963	1:16.207	44.143	188.5	20:22.424
8	2:54.010	50.257	1:16.364	47.389	184.6	23:16.434
9	2:50.522	50.644	1:15.321	44.557	187.8	26:06.956

56 Craig STOREY DPR Motorsport						
1	3:00.390	1:01.637	1:15.714	43.039	146.7	3:00.390
2	2:40.846	46.331	1:11.635	42.880	216.0	5:41.236
3	2:39.517	45.899	1:11.583	42.035	215.6	8:20.753
4	2:38.669	45.907	1:12.169	40.593	210.5	10:59.422
5	2:39.575	46.827	1:11.169	41.579	208.9	13:38.997
6	2:40.006	46.581	1:11.161	42.264	207.3	16:19.003
7	2:40.017	46.428	1:11.362	42.227	198.9	18:59.020
8	2:39.907	47.192	1:11.475	41.240	189.8	21:38.927
9	2:42.009	47.989	1:11.958	42.062	204.9	24:20.936
10	2:38.678	46.403	1:11.383	40.892	207.7	26:59.614

62 Darren MCCORMACK DPR Motorsport						
1	3:01.482	1:02.262	1:15.979	43.241	158.4	3:01.482
2	2:40.547	46.758	1:12.415	41.374	212.6	5:42.029
3	2:39.021	45.461	1:11.717	41.843	219.1	8:21.050
4	2:40.597	46.127	1:12.958	41.512	204.5	11:01.647
5	2:41.359	47.198	1:12.876	41.285	210.5	13:43.006
6	2:38.934	46.317	1:11.373	41.244	213.9	16:21.940
7	2:39.127	46.157	1:11.863	41.107	211.8	19:01.067
8	2:38.993	45.978	1:11.191	41.824	210.1	21:40.060
9	2:40.283	46.073	1:11.686	42.524	204.2	24:20.343
10	2:51.927 B	47.095	1:11.631	53.201	195.3	27:12.270

67 Richard COOPE Williams Motorsport						
1	3:19.107	1:13.809	1:19.175	46.123	158.6	3:19.107
2	2:50.321	50.207	1:15.838	44.276	173.1	6:09.428
3	2:51.245	49.840	1:16.714	44.691	194.6	9:00.673
4	2:51.206	50.949	1:15.924	44.333	193.9	11:51.879
5	2:54.404	50.815	1:16.013	47.576	186.2	14:46.283
6	2:51.848	52.128	1:15.427	44.293	185.6	17:38.131
7	2:50.841	50.739	1:15.866	44.236	186.5	20:28.972
8	2:50.875	50.398	1:15.948	44.529	188.2	23:19.847
9	2:50.086	50.004	1:15.977	44.105	187.8	26:09.933

68 Chris WELCH DPR Motorsport						
1	3:12.974	1:05.553	1:20.864	46.557	162.9	3:12.974
2	3:16.921	1:13.227	1:17.731	45.963	167.7	6:29.895

70 Andrew JOHNSTON Matt Blyth Motorsport						
1	3:43.031	1:37.322	1:20.060	45.649	165.9	3:43.031
2	2:56.935	51.653	1:19.346	45.936	188.8	6:39.966
3	2:54.691	50.457	1:18.461	45.773	190.1	9:34.657
4	2:54.820	51.067	1:17.525	46.228	187.2	12:29.477
5	2:53.010	50.699	1:17.048	45.263	194.9	15:22.487
6	2:53.900	50.806	1:18.019	45.075	185.9	18:16.387
7	2:52.663	51.130	1:16.934	44.599	187.2	21:09.050
8	2:54.393	50.893	1:17.690	45.810	187.2	24:03.443
9	2:53.934	51.116	1:17.327	45.491	187.2	26:57.377

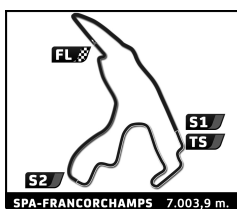
76 William COOPE Williams Motorsport						
1	3:22.709	1:13.606	1:23.002	46.101	166.7	3:22.709
2	2:54.150	50.731	1:17.444	45.975	185.9	6:16.859
3	2:54.066	50.862	1:17.695	45.509	183.4	9:10.925
4	2:51.970	50.645	1:16.759	44.566	187.8	12:02.895
5	2:51.725	50.960	1:16.139	44.626	187.8	14:54.620
6	2:52.210	51.126	1:16.371	44.713	187.2	17:46.830
7	2:52.654	50.769	1:16.989	44.896	186.9	20:39.484
8	2:54.164	50.883	1:17.536	45.745	188.5	23:33.648
9	2:51.492	50.427	1:16.447	44.618	187.8	26:25.140

78 Nick HIGHTON Team Parker						
1	2:59.307	59.523	1:14.870	44.914	166.2	2:59.307
2	2:38.836	46.224	1:11.267	41.345	212.6	5:38.143
3	2:38.831	46.091	1:11.392	41.348	212.6	8:16.974
4	2:39.450	46.765	1:11.321	41.364	204.5	10:56.424
5	2:38.519	46.182	1:11.515	40.822	208.5	13:34.943
6	2:38.027	45.141	1:11.501	41.385	218.2	16:12.970
7	2:40.164	45.577	1:13.242	41.345	217.3	18:53.134
8	2:41.776	47.566	1:12.591	41.619	206.5	21:34.910
9	2:41.449	47.104	1:11.829	42.516	207.7	24:16.359
10	2:52.261 B	47.219	1:12.387	52.655	200.7	27:08.620

88 Ryan WILBY CTS Motorsport						
1	3:21.792	1:16.606	1:20.230	44.956	165.4	3:21.792
2	2:48.493	49.816	1:14.490	44.187	179.4	6:10.285
3	2:48.715	49.232	1:15.634	43.849	202.2	8:59.000
4	2:50.622	50.004	1:15.997	44.621	182.1	11:49.622
5	2:50.015	50.783	1:14.910	44.322	185.2	14:39.637
6	2:58.335 B	50.460	1:14.751	53.124	184.3	17:37.972
7	4:29.747	2:29.726	1:15.449	44.572	186.9	22:07.719
8	2:50.533	50.185	1:15.479	44.869	188.2	24:58.252

93 Mike EVANS LFP Motorsport						
1	2:57.938	52.190	1:18.170	47.578	123.9	2:57.938
2	2:39.905	45.996	1:11.850	42.059	213.4	5:37.843
3	2:43.888	46.423	1:13.428	44.037	202.2	8:21.731
4	2:39.232	45.240	1:12.841	41.151	210.9	11:00.963
5	2:39.188	45.709	1:11.698	41.781	214.3	13:40.151
6	2:40.715	46.462	1:12.740	41.513	208.9	16:20.866





Caterham 310R-CSCUK

Spa Euro Race

Free Practice 1

Sector Analysis

— Invalidated Lap

■ Personal Best

■ Session Best

■ Crossing the pit lane

Lap	Time	Sector 1	Sector 2	Sector 3	T.Spd	Elapsed	Lap	Time	Sector 1	Sector 2	Sector 3	T.Spd	Elapsed
7	2:41.083	46.006	1:12.475	42.602	212.2	19:01.949	1	2:59.715	1:00.650	1:14.805	44.260	161.9	2:59.715
8	2:40.777	46.665	1:11.583	42.529	205.7	21:42.726	2	2:44.307	49.172	1:12.139	42.996	194.9	5:44.022
9	2:41.974	46.926	1:12.916	42.132	201.1	24:24.700	3	5:08.234 B	3:10.704	1:12.949	44.581	185.9	10:52.256
10	3:08.875 B	46.618	1:20.285	1:01.972	213.4	27:33.575	4	4:51.222 B	2:53.123	1:13.636	44.463	176.5	15:43.478
							5	2:47.263	51.346	1:13.014	42.903	176.5	18:30.741
							6	6:05.851 B	4:12.275	1:11.943	41.633	194.9	24:36.592
							7	2:41.300	47.447	1:12.051	41.802	202.6	27:17.892

95

Stephen HARRIS

Matt Blyth Motorsport

1	3:41.489	1:36.323	1:19.345	45.821	165.6	3:41.489
2	2:57.203	51.493	1:18.765	46.945	186.9	6:38.692
3	2:56.773	51.907	1:18.504	46.362	180.6	9:35.465
4	2:54.366	51.175	1:17.512	45.679	184.6	12:29.831
5	2:53.877	51.035	1:17.514	45.328	188.8	15:23.708
6	2:53.070	50.996	1:17.165	44.909	184.0	18:16.778
7	2:54.106	51.290	1:17.549	45.267	186.2	21:10.884
8	2:56.434	51.179	1:18.249	47.006	186.5	24:07.318
9	2:56.497	50.858	1:17.233	48.406	186.2	27:03.815

108

Chris FRASER

LFP Motorsport

1	2:49.919	45.813	1:20.663	43.443	177.9	2:49.919
2	2:41.523	47.424	1:12.111	41.988	202.2	5:31.442
3	2:41.472	46.823	1:11.841	42.808	203.8	8:12.914
4	2:39.167	45.916	1:11.895	41.356	217.7	10:52.081
5	2:40.057	46.174	1:12.260	41.623	203.0	13:32.138
6	2:39.238	46.944	1:11.680	40.614	200.0	16:11.376
7	2:44.492	46.461	1:15.126	42.905	209.3	18:55.868
8	2:41.288	45.978	1:11.872	43.438	210.1	21:37.156
9	2:40.118	47.385	1:11.564	41.169	209.3	24:17.274
10	2:41.527	46.274	1:11.957	43.296	207.7	26:58.801

117

Mark FARMER

RS Motorsport

1	2:51.194	46.142	1:21.001	44.051	163.6	2:51.194
2	2:41.434	46.827	1:11.831	42.776	209.3	5:32.628
3	2:41.048	46.701	1:11.952	42.395	204.5	8:13.676
4	2:39.594	45.207	1:12.654	41.733	218.2	10:53.270
5	2:40.147	46.652	1:11.789	41.706	205.7	13:33.417
6	2:38.821	45.937	1:11.742	41.142	214.3	16:12.238
7	2:41.532	45.888	1:13.528	42.116	213.0	18:53.770
8	2:43.226	46.763	1:13.822	42.641	203.8	21:36.996
9	2:41.519	47.711	1:12.165	41.643	196.0	24:18.515
10	2:40.853	46.581	1:12.720	41.552	217.3	26:59.368

122

Gary CURTIS

DPR Motorsport

1	3:30.643	1:11.744	1:29.268	49.631	137.4	3:30.643
2	3:54.460 B	1:47.356	1:21.418	45.686	172.8	7:25.103
3	2:53.779	50.939	1:18.334	44.506	190.8	10:18.882
4	2:53.035	49.918	1:16.930	46.187	193.2	13:11.917
5	2:47.945	49.263	1:15.514	43.168	194.2	15:59.862
6	2:48.433	48.983	1:15.511	43.939	194.2	18:48.295
7	2:54.392	48.745	1:17.968	47.679	193.9	21:42.687
8	2:49.857	49.842	1:16.937	43.078	198.5	24:32.544
9	2:50.904	48.527	1:16.899	45.478	198.9	27:23.448

125

Louis DARLING

Williams Motorsport