

Caterham 310R-CSCUK

Spa Euro Race
Qualifying

Sector Analysis

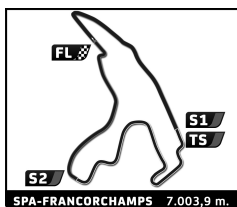
— Invalidated Lap

■ Personal Best

■ Session Best

■ Crossing the pit lane

Lap	Time	Sector 1	Sector 2	Sector 3	T.Spd	Elapsed	Lap	Time	Sector 1	Sector 2	Sector 3	T.Spd	Elapsed
1 Matt ARMSTRONG Team Parker													
1	3:56.844	1:10.723	1:48.810	57.311	137.9	3:56.844							
2	2:48.598	46.491	1:19.847	42.260	201.1	6:45.442							
3	2:36.864	45.728	1:09.835	41.301	203.4	9:22.306							
4	2:52.107	50.448	1:19.157	42.502	153.6	12:14.413							
5	2:41.296	45.236	1:13.830	42.230	213.4	14:55.709							
4 Charles HARRIS Matt Blyth Motorsport													
1	4:34.876	1:29.152	1:43.922	1:21.802	152.3	4:34.876							
2	2:54.498	51.476	1:16.112	46.910	173.1	7:29.374							
3	2:48.112	50.082	1:14.304	43.726	187.5	10:17.486							
4	2:52.399	50.374	1:15.708	46.317	172.5	13:09.885							
5	2:49.508	49.813	1:14.863	44.832	187.2	15:59.393							
5 Ben LOPEZ-APPLETON RS Motorsport													
1	4:34.712	1:26.109	1:49.586	1:19.017	86.5	4:34.712							
2	2:51.741	50.781	1:16.434	44.526	187.2	7:26.453							
3	2:54.590	54.824	1:16.024	43.742	185.6	10:21.043							
4	3:05.451	49.474	1:15.037	1:00.940	193.2	13:26.494							
5	2:50.039	50.877	1:14.811	44.351	189.1	16:16.533							
6	2:49.399	49.896	1:15.286	44.217	194.6	19:05.932							
7	2:50.170	50.363	1:15.372	44.435	188.8	21:56.102							
7 Sam PARKER Team Parker													
1	4:14.670	1:24.962	1:42.925	1:06.783	108.8	4:14.670							
2	2:52.504	50.741	1:16.664	45.099	187.5	7:07.174							
3	2:54.000	50.811	1:18.022	45.167	188.8	10:01.174							
4	2:52.239	50.669	1:16.424	45.146	188.8	12:53.413							
5	2:53.074	51.246	1:16.747	45.081	177.3	15:46.487							
6	2:53.897	51.489	1:16.819	45.589	190.1	18:40.384							
7	2:52.078	50.564	1:16.680	44.834	187.5	21:32.462							
8 William CHADWICK													
1	4:37.192	1:35.058	1:41.975	1:20.159	161.7	4:37.192							
2	2:49.469	50.258	1:15.590	43.621	185.9	7:26.661							
3	3:08.146	55.756	1:23.955	48.435	155.6	10:34.807							
4	2:48.060	49.885	1:13.466	44.709	187.5	13:22.867							
5	2:52.257	52.228	1:15.535	44.494	187.8	16:15.124							
6	2:48.177	50.354	1:13.700	44.123	183.4	19:03.301							
7	2:47.874	50.220	1:13.870	43.784	184.3	21:51.175							
10 Henry HEATON CTS Motorsport													
1	4:09.936	1:09.713	1:54.441	1:05.782	127.8	4:09.936							
2	2:40.238	47.261	1:10.563	42.414	202.6	6:50.174							
3	2:37.987	45.697	1:10.916	41.374	216.9	9:28.161							
4	2:38.349	46.434	1:10.727	41.188	205.7	12:06.510							
5	2:52.417	50.073	1:19.505	42.839	177.3	14:58.927							
6	2:38.876	46.298	1:10.428	42.150	210.5	17:37.803							
7	2:45.583	46.329	1:14.985	44.269	214.7	20:23.386							
11 Taylor O'FLANAGAN LFP Motorsport													
1	4:05.494	58.120	1:54.925	1:12.449	116.1	4:05.494							
2	2:37.536	45.836	1:10.629	41.071	210.5	6:43.030							
3	2:51.375	50.501	1:19.481	41.393	124.9	9:34.405							
4	2:36.670	45.754	1:10.133	40.783	209.7	12:11.075							
5	2:50.928	50.421	1:17.857	42.650	136.9	15:02.003							
6	2:36.421	45.668	1:10.162	40.591	211.4	17:38.424							
12 Paul GOLDSTEIN DPR/Independent													
1	4:56.405	1:34.461	1:48.740	1:33.204	162.2	4:56.405							
2	2:48.582	50.151	1:14.592	43.839	188.2	7:44.987							
3	2:48.358	50.162	1:14.309	43.887	188.2	10:33.345							
4	2:50.025	49.849	1:14.491	45.685	188.5	13:23.370							
5	2:48.485	50.153	1:14.311	44.021	188.2	16:11.855							
6	2:49.320	49.997	1:14.561	44.762	189.8	19:01.175							
7	2:48.565	48.887	1:15.224	44.454	198.9	21:49.740							
14 William HARRIS Matt Blyth Motorsport													
1	4:36.518	1:28.755	1:47.838	1:19.925	157.7	4:36.518							
2	2:49.353	49.630	1:14.999	44.724	186.9	7:25.871							
3	2:55.858	54.713	1:16.066	45.079	166.9	10:21.729							
4	2:47.548	48.695	1:14.697	44.156	196.4	13:09.277							
5	3:07.276 B	50.628	1:15.083	1:01.565	182.1	16:16.553							
15 Nick SAMPSON Team Parker													
1	3:58.964	1:13.129	1:47.317	58.518	129.0	3:58.964							
2	2:45.582	46.253	1:17.285	42.044	208.1	6:44.546							
3	2:38.492	46.661	1:10.669	41.162	197.8	9:23.038							
4	2:46.725	47.724	1:17.707	41.294	188.2	12:09.763							
5	2:43.451	47.189	1:13.334	42.928	197.1	14:53.214							
6	2:40.216	46.260	1:10.962	42.994	208.9	17:33.430							
7	3:28.922	59.487	1:29.965	59.470	128.3	21:02.352							
16 Tim HARDCASTLE RS Motorsport													
1	4:38.902	1:29.101	1:48.795	1:21.006	150.0	4:38.902							
2	2:51.169	50.387	1:15.772	45.010	192.2	7:30.071							
3	2:50.463	50.185	1:15.664	44.614	191.2	10:20.534							
4	2:50.978	49.890	1:16.523	44.565	194.9	13:11.512							
5	2:48.771	49.504	1:15.236	44.031	197.1	16:00.283							
6	3:01.131	51.504	1:20.382	49.245	184.0	19:01.414							
17 Alex VINCENT RS Motorsport													
1	4:35.385	1:23.606	1:52.623	1:19.156	109.0	4:35.385							
2	2:51.921	50.854	1:15.533	45.534	180.0	7:27.306							
3	2:49.070	50.043	1:14.920	44.107	186.5	10:16.376							
4	2:54.481	53.202	1:16.843	44.436	188.5	13:10.857							
5	2:48.633	49.644	1:14.983	44.006	193.5	15:59.490							
6	3:02.425	57.692	1:18.046	46.687	152.5	19:01.915							
7	2:52.822	49.646	1:16.769	46.407	188.2	21:54.737							



Caterham 310R-CSCUK

Spa Euro Race
Qualifying

Sector Analysis

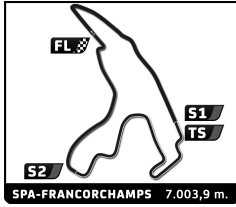
— Invalidated Lap

■ Personal Best

■ Session Best

■ Crossing the pit lane

Lap	Time	Sector 1	Sector 2	Sector 3	T.Spd	Elapsed	Lap	Time	Sector 1	Sector 2	Sector 3	T.Spd	Elapsed
21 Charlie LOWER													
PT Motorsport													
1	3:53.973	1:08.532	1:50.099	55.342	130.9	3:53.973	1	4:14.180	1:24.094	1:43.234	1:06.852	105.5	4:14.180
2	4:11.626B	1:36.245	1:37.117	58.264	98.3	8:05.599	2	2:55.350	51.798	1:18.438	45.114	191.5	7:09.530
3	2:35.989	45.990	1:09.709	40.290	212.2	10:41.588	3	2:52.434	50.499	1:16.698	45.237	186.5	10:01.964
4	2:41.052	45.923	1:12.917	42.212	212.2	13:22.640	4	2:54.629	51.277	1:18.072	45.280	191.5	12:56.593
5	3:18.470	1:07.355	1:25.523	45.592	110.5	16:41.110	5	2:54.136	51.360	1:16.979	45.797	185.2	15:50.729
6	2:39.696	46.517	1:10.817	42.362	204.9	19:20.806	6	2:54.740	52.020	1:16.989	45.731	188.8	18:45.469
22 Lyonel TOLLEMACHE													
1	4:17.235	1:36.962	1:32.710	1:07.563	162.7	4:17.235	1	3:58.653	53.475	1:56.992	1:08.186	122.4	3:58.653
2	2:51.586	49.549	1:16.911	45.126	194.9	7:08.821	2	2:50.885	47.382	1:19.723	43.780	201.9	6:49.538
3	2:48.604	49.366	1:15.161	44.077	192.2	9:57.425	3	2:39.214	46.432	1:12.323	40.459	210.9	9:28.752
4	3:06.035	49.937	1:17.678	58.420	188.8	13:03.460	4	2:39.348	46.226	1:11.900	41.222	213.9	12:08.100
5	2:51.877	50.403	1:17.121	44.353	186.2	15:55.337	5	2:44.450	47.571	1:15.251	41.628	199.6	14:52.550
6	2:51.721	49.375	1:15.143	47.203	194.9	18:47.058	6	2:41.628	46.919	1:12.557	42.152	213.9	17:34.178
7	2:51.076	50.042	1:14.973	46.061	187.2	21:38.134	7	2:44.152	48.973	1:12.885	42.294	178.2	20:18.330
23 Justin ARMSTRONG													
Team Parker													
1	3:57.833	1:11.751	1:48.385	57.697	120.1	3:57.833	1	4:24.970	1:32.217	1:47.545	1:05.208	143.0	4:24.970
2	2:50.894	46.910	1:21.264	42.720	187.8	6:48.727	2	2:52.561	50.424	1:16.414	45.723	190.5	7:17.531
3	2:36.481	44.970	1:11.133	40.378	218.2	9:25.208	3	3:00.646	50.381	1:25.267	44.998	193.9	10:18.177
4	2:50.084	45.235	1:21.122	43.727	194.6	12:15.292	4	2:48.662	49.345	1:15.035	44.282	192.9	13:06.839
5	2:42.161	45.321	1:14.925	41.915	214.3	14:57.453							
25 Henning ESCHWEILER													
1	4:38.122	1:35.840	1:42.462	1:19.820	165.6	4:38.122	1	4:03.201	56.464	1:55.900	1:10.837	113.8	4:03.201
2	2:53.666					7:31.788	2	2:45.898	46.691	1:14.798	44.409	208.5	6:49.099
3	3:04.201	50.295	1:23.213	50.693	187.8	10:35.989	3	2:37.236	45.439	1:11.084	40.713	214.3	9:26.335
4	2:49.592	50.005	1:15.163	44.424	189.1	13:25.581	4	2:39.360	45.978	1:11.132	42.250	213.4	12:05.695
5	2:48.519	49.414	1:14.716	44.389	196.0	16:14.100							
6	2:52.342	52.164	1:15.078	45.100	187.8	19:06.442							
7	3:25.362	50.367	1:30.951	1:04.044	192.5	22:31.804							
27 Josh JACKSON													
CTS Motorsport													
1	4:52.712	1:29.796	1:49.549	1:33.367	169.3	4:52.712	1	4:07.572	1:13.339	1:48.282	1:05.951	115.1	4:07.572
2	2:49.522	50.584	1:14.837	44.101	188.2	7:42.234	2	2:38.760	46.269	1:11.212	41.279	206.1	6:46.332
3	2:48.868	50.389	1:14.426	44.053	188.2	10:31.102	3	2:38.651	46.029	1:11.582	41.040	220.9	9:24.983
4	2:49.793	49.995	1:15.081	44.717	189.1	13:20.895	4	2:43.425	45.371	1:11.289	46.765	218.2	12:08.408
5	2:48.725	50.110	1:14.604	44.011	188.8	16:09.620	5	2:49.501	47.273	1:18.252	43.976	207.3	14:57.909
6	2:48.354	49.475	1:14.923	43.956	196.4	18:57.974	6	2:39.119	46.730	1:11.219	41.170	204.5	17:37.028
7	3:00.917	49.671	1:18.229	53.017	193.9	21:58.891	7	2:41.711	46.891	1:12.756	42.064	207.3	20:18.739
28 Harry SENIOR													
PT Motorsport													
1	3:53.116	1:08.224	1:48.685	56.207	121.6	3:53.116	1	4:34.001	1:22.608	1:49.549	1:21.844	100.9	4:34.001
2	4:10.976B	1:36.736	1:37.170	57.070	101.0	8:04.092	2	3:09.709B	53.820	1:17.895	57.994	175.9	7:43.710
3	2:39.145	46.796	1:10.120	42.229	199.3	10:43.237	3	5:33.385	3:32.229	1:15.582	45.574	186.2	13:17.095
4	2:39.208	45.500	1:10.378	43.330	210.9	13:22.445	4	2:49.725	50.251	1:15.106	44.368	190.1	16:06.820
5	3:20.978	1:07.955	1:25.952	47.071	107.7	16:43.423	5	2:49.947	50.304	1:15.498	44.145	188.8	18:56.767
6	2:36.395	46.360	1:09.658	40.377	204.5	19:19.818	6	2:55.005	50.695	1:16.780	47.530	184.9	21:51.772
29 Scott DARLING													
Williams Motorsport													
1	4:14.180	1:24.094	1:43.234	1:06.852	105.5	4:14.180							
2	2:55.350	51.798	1:18.438	45.114	191.5	7:09.530							
3	2:52.434	50.499	1:16.698	45.237	186.5	10:01.964							
4	2:54.629	51.277	1:18.072	45.280	191.5	12:56.593							
5	2:54.136	51.360	1:16.979	45.797	185.2	15:50.729							
6	2:54.740	52.020	1:16.989	45.731	188.8	18:45.469							
7	2:55.026	51.855	1:17.634	45.537	194.2	21:40.495							
35 Mark KENDLE													
PT Motorsport													
1	3:58.653	53.475	1:56.992	1:08.186	122.4	3:58.653							
2	2:50.885	47.382	1:19.723	43.780	201.9	6:49.538							
3	2:39.214	46.432	1:12.323	40.459	210.9	9:28.752							
4	2:39.348	46.226	1:11.900	41.222	213.9	12:08.100							
5	2:44.450	47.571	1:15.251	41.628	199.6	14:52.550							
6	2:41.628	46.919	1:12.557	42.152	213.9	17:34.178							
7	2:44.152	48.973	1:12.885	42.294	178.2	20:18.330							
36 Chris BUCK													
Matt Blyth Motorsport													
1	4:24.970	1:32.217	1:47.545	1:05.208	143.0	4:24.970							
2	2:52.561	50.424	1:16.414	45.723	190.5	7:17.531							
3	3:00.646	50.381	1:25.267	44.998	193.9	10:18.177							
4	2:48.662	49.345	1:15.035	44.282	192.9	13:06.839							
44 Tim DICKENS													
LFP Motorsport													
1	4:03.201	56.464	1:55.900	1:10.837	113.8	4:03.201							
2	2:45.898	46.691	1:14.798	44.409	208.5	6:49.099							
3	2:37.236	45.439	1:11.084	40.713	214.3	9:26.335							
4	2:39.360	45.978	1:11.132	42.250	213.4	12:05.695							
46 Stephen NUTTALL													
DPR Motorsport													
1	4:07.572	1:13.339	1:48.282	1:05.951	115.1	4:07.572							
2	2:38.760	46.269	1:11.212	41.279	206.1	6:46.332							
3	2:38.651	46.029	1:11.582	41.040	220.9	9:24.983							
4	2:43.425	45.371	1:11.289	46.765	218.2	12:08.408							
5	2:49.501	47.273	1:18.252	43.976	207.3	14:57.909							
6	2:39.119	46.730	1:11.219	41.170	204.5	17:37.028							
7	2:41.711	46.891	1:12.756	42.064	207.3	20:18.739							
49 Steven LANCASTER													
RS Motorsport													
1	4:34.001	1:22.608	1:49.549	1:21.844	100.9	4:34.001							
2	3:09.709B	53.820	1:17.895	57.994	175.9	7:43.710							
3	5:33.385	3:32.229	1:15.582	45.574	186.2	13:17.095							
4	2:49.725	50.251	1:15.106	44.368	190.1	16:06.820							
5	2:49.947	50.304	1:15.498	44.145	188.8	18:56.767							
6	2:55.005	50.695	1:16.780	47.530	184.9	21:51.772							
56 Craig STOREY													
DPR Motorsport													
1	4:34.001	1:22.608	1:49.549	1:21.844	100.9	4:34.001							
2	3:09.709B	53.820	1:17.895	57.994	175.9	7:43.710							
3	5:33.385	3:32.229	1:15.582	45.574	186.2	13:17.095							
4	2:49.725	50.251	1:15.106	44.368	190.1	16:06.820							
5	2:49.947	50.304	1:15.498	44.145	188.8	18:56.767							
6	2:55.005	50.695	1:16.780	47.530	184.9	21:51.772							



Caterham 310R-CSCUK

Spa Euro Race
Qualifying

Sector Analysis

— Invalidated Lap

■ Personal Best

■ Session Best

■ Crossing the pit lane

Lap	Time	Sector 1	Sector 2	Sector 3	T.Spd	Elapsed
1	4:12.711	1:17.410	1:49.019	1:06.282	92.0	4:12.711
2	2:40.983	47.188	1:12.476	41.319	204.9	6:53.694
3	2:38.484	46.365	1:11.097	41.022	205.3	9:32.178
4	2:40.351	46.389	1:11.467	42.495	205.7	12:12.529
5	2:38.791	45.533	1:11.260	41.998	216.9	14:51.320
6	2:48.073	46.811	1:16.396	44.866	211.8	17:39.393
7	2:41.870	48.772	1:11.195	41.903	181.8	20:21.263

62 Darren MCCORMACK DPR Motorsport						
1	4:08.117	1:12.938	1:49.540	1:05.639	117.8	4:08.117
2	2:41.686	45.606	1:13.151	42.929	215.6	6:49.803
3	2:39.446	46.003	1:12.221	41.222	216.9	9:29.249
4	2:39.271	45.647	1:11.557	42.067	217.7	12:08.520
5	2:41.365	47.020	1:12.190	42.155	203.4	14:49.885
6	2:46.266	47.369	1:12.973	45.924	202.2	17:36.151
7	2:41.837	46.326	1:12.238	43.273	204.9	20:17.988

66 Jake SWANN Big 666 Racing						
1	6:43.842					6:43.842
2	5:25.165					12:09.007
3	2:42.959					14:51.966
4	2:42.720					17:34.686
5	2:42.674					20:17.360

67 Richard COOPE Williams Motorsport						
1	4:15.343	1:25.650	1:42.710	1:06.983	90.9	4:15.343
2	2:50.491	50.078	1:15.912	44.501	185.9	7:05.834
3	2:50.327	50.947	1:15.256	44.124	185.6	9:56.161
4	2:58.369	50.679	1:18.562	49.128	187.2	12:54.530
5	2:52.376	51.077	1:16.656	44.643	187.5	15:46.906
6	2:52.238	50.316	1:16.399	45.523	190.1	18:39.144
7	3:06.073	54.258	1:19.868	51.947	188.5	21:45.217

68 Chris WELCH DPR Motorsport						
1	4:11.130	1:14.991	1:49.870	1:06.269	104.5	4:11.130
2	2:46.179	49.007	1:14.215	42.957	206.5	6:57.309
3	2:47.614	48.092	1:16.281	43.241	203.0	9:44.923
4	2:46.639	47.767	1:15.636	43.236	200.0	12:31.562
5	2:45.765	47.809	1:15.191	42.765	201.5	15:17.327
6	2:48.683	49.740	1:15.946	42.997	199.3	18:06.010
7	2:44.262	47.490	1:14.438	42.334	203.8	20:50.272

70 Andrew JOHNSTON Matt Blyth Motorsport						
1	4:17.194	1:26.305	1:43.672	1:07.217	87.7	4:17.194
2	2:53.073	51.239	1:16.931	44.903	188.5	7:10.267
3	2:52.066	50.245	1:16.936	44.885	190.1	10:02.333
4	2:51.705	49.961	1:16.787	44.957	194.2	12:54.038
5	2:51.644	50.431	1:16.200	45.013	188.5	15:45.682
6	2:53.626	51.280	1:17.466	44.880	188.2	18:39.308
7	2:53.825	51.630	1:17.393	44.802	185.6	21:33.133

Lap	Time	Sector 1	Sector 2	Sector 3	T.Spd	Elapsed
76 William COOPE Williams Motorsport						
1	4:15.881	1:25.297	1:43.454	1:07.130	97.2	4:15.881
2	2:51.479	50.320	1:16.500	44.659	196.0	7:07.360
3	2:56.271	51.087	1:16.875	48.309	182.4	10:03.631
4	3:23.987	49.997	1:48.840	45.150	195.3	13:27.618
5	2:52.656	51.492	1:16.159	45.005	187.8	16:20.274
6	3:05.075	50.928	1:16.598	57.549	188.2	19:25.349
7	3:07.256	58.963	1:18.635	49.658	138.3	22:32.605

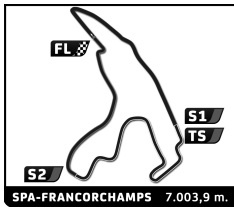
78 Nick HIGHTON Team Parker						
1	3:59.743	1:12.323	1:48.822	58.598	116.8	3:59.743
2	2:46.426	46.099	1:17.888	42.439	212.6	6:46.169
3	2:37.771	45.938	1:11.192	40.641	216.0	9:23.940
4	2:47.890	45.863	1:12.007	50.020	205.3	12:11.830
5	2:42.189	45.914	1:11.371	44.904	213.4	14:54.019
6	2:40.161	45.894	1:11.238	43.029	218.2	17:34.180

88 Ryan WILBY CTS Motorsport						
1	4:37.442	1:29.784	1:47.736	1:19.922	173.6	4:37.442
2	2:50.933	49.986	1:15.496	45.451	191.5	7:28.375
3	2:48.921	50.927	1:14.114	43.880	188.5	10:17.296
4	2:48.058	49.842	1:14.236	43.980	188.8	13:05.354
5	2:47.641	49.770	1:14.285	43.586	188.5	15:52.995
6	2:49.282	49.680	1:14.321	45.281	188.8	18:42.277
7	3:11.689	50.054	1:18.760	1:02.875	185.9	21:53.966

93 Mike EVANS LFP Motorsport						
1	4:00.202	59.111	1:55.509	1:05.582	113.3	4:00.202
2	2:47.017	45.474	1:16.022	45.521	216.0	6:47.219
3	2:37.173	45.107	1:11.368	40.698	219.5	9:24.392
4	2:49.064	45.706	1:19.392	43.966	191.2	12:13.456
5	2:43.115	46.596	1:14.369	42.150	184.9	14:56.571
6	2:46.164	49.089	1:12.681	44.394	203.4	17:42.735

95 Stephen HARRIS Matt Blyth Motorsport						
1	4:38.368	1:31.560	1:46.177	1:20.631	166.2	4:38.368
2	2:52.694	51.075	1:16.622	44.997	184.6	7:31.062
3	2:53.017	50.626	1:17.002	45.389	190.8	10:24.079
4	2:51.647	50.477	1:16.249	44.921	188.8	13:15.726
5	2:52.067	50.480	1:16.074	45.513	188.5	16:07.793
6	2:55.023	50.977	1:16.965	47.081	188.5	19:02.816
7	2:52.332	50.639	1:16.664	45.029	186.9	21:55.148

96 Peter MOTT Williams Motorsport						
1	4:40.276	1:24.620	1:53.645	1:22.011	103.3	4:40.276
2	2:51.082	50.541	1:15.991	44.550	190.1	7:31.358
3	2:50.988	50.338	1:15.874	44.776	194.2	10:22.346
4	2:51.290	50.524	1:15.903	44.863	187.5	13:13.636
5	2:50.122	50.279	1:15.225	44.618	188.8	16:03.758
6	2:56.041	50.380	1:15.523	50.138	189.1	18:59.799



Caterham 310R-CSCUK

Spa Euro Race
Qualifying

Sector Analysis

_ Invalidated Lap ■ Personal Best ■ Session Best B Crossing the pit lane

Lap	Time	Sector 1	Sector 2	Sector 3	T.Spd	Elapsed	Lap	Time	Sector 1	Sector 2	Sector 3	T.Spd	Elapsed
7	2:51.520	50.284	1:15.459	45.777	187.8	21:51.319							

108 Chris FRASER

LFP Motorsport

1	3:55.967	53.361	1:56.193	1:06.413	135.7	3:55.967
2	2:50.001	47.775	1:20.326	41.900	192.2	6:45.968
3	2:37.173	46.107	1:10.688	40.378	213.0	9:23.141
4	3:01.098	49.085	1:23.131	48.882	169.0	12:24.239

111 Graham FINLAYSON

1	4:23.411	1:36.575	1:43.352	1:03.484	173.9	4:23.411
2	2:53.199	51.376	1:17.421	44.402	187.2	7:16.610
3	2:53.107	51.086	1:16.936	45.085	187.5	10:09.717
4	2:52.249	50.724	1:16.682	44.843	188.5	13:01.966
5	2:52.376	50.717	1:16.144	45.515	188.5	15:54.342
6	2:51.043	50.427	1:15.994	44.622	186.2	18:45.385
7	3:02.272	50.712	1:19.866	51.694	188.5	21:47.657

117 Mark FARMER

RS Motorsport

1	3:54.984	49.978	1:45.503	1:19.503	132.4	3:54.984
2	2:53.034	49.092	1:21.419	42.523	184.6	6:48.018
3	2:38.459	45.854	1:11.627	40.978	213.9	9:26.477
4	2:38.800	45.962	1:11.752	41.086	210.1	12:05.277
5	2:49.217	53.470	1:13.264	42.483	150.4	14:54.494
6	2:39.587	45.347	1:11.850	42.390	220.0	17:34.081
7	2:45.482	49.241	1:13.191	43.050	176.8	20:19.563

122 Gary CURTIS

DPR Motorsport

1	4:09.521	1:18.316	1:44.877	1:06.328	107.1	4:09.521
2	2:47.268	49.121	1:15.087	43.060	196.0	6:56.789
3	2:48.631	48.833	1:16.503	43.295	197.4	9:45.420
4	2:46.548	47.531	1:15.952	43.065	203.0	12:31.968
5	2:45.906	48.045	1:15.048	42.813	207.3	15:17.874
6	2:45.859	48.907	1:14.029	42.923	199.6	18:03.733
7	2:44.584	48.162	1:13.690	42.732	198.2	20:48.317

125 Louis DARLING

Williams Motorsport

1	3:13.464	48.770	1:30.303	54.391	148.4	3:13.464
2	3:02.468	54.906	1:18.431	49.131	189.1	6:15.932
3	2:41.674	48.341	1:11.178	42.155	191.8	8:57.606
4	2:41.540	48.247	1:11.185	42.108	192.5	11:39.146
5	6:12.275B	4:19.039	1:11.063	42.173	195.3	17:51.421
6	2:41.417	48.149	1:11.420	41.848	196.0	20:32.838

176 Monty HINDE

LFP Motorsport

1	4:01.346	54.253	1:55.881	1:11.212	122.7	4:01.346
2	2:50.137	46.855	1:18.258	45.024	205.7	6:51.483
3	2:38.064	46.298	1:10.859	40.907	206.9	9:29.547
4	2:46.827	46.181	1:18.783	41.863	213.9	12:16.374
5	2:43.701	46.219	1:12.108	45.374	209.3	15:00.075
6	2:50.941	46.078	1:17.976	46.887	213.9	17:51.016