


CATERHAM MOTORSPORT UNITED KINGDOM



Caterham Seven Roadsport-270R Spa Euro Race Qualifying


Final Classification

No	Driver	Nat	Team	Car	Cl.	Time	Lap Total	Gap	Kph
1	118 Paul OGGLESBY		RS Motorsport		270R	2:53.498	5 7	-	145.3
2	33 Brian THORNTON				270R	2:53.717	7 7	+0.219	145.1
3	110 Aaron OLIVER				270R	2:54.450	7 7	+0.952	144.5
4	121 Jasmine SHAW		DPR Motorsport		270R	2:54.710	7 7	+1.212	144.3
5	24 Oliver WHITE				270R	2:54.950	7 7	+1.452	144.1
6	120 Alistair MORTON		RS Motorsport		270R	2:55.021	2 7	+1.523	144.1
7	109 Nick BRYANT				270R	2:55.150	7 7	+1.652	144.0
8	28 Seb THOLET				270R	2:55.179	3 7	+1.681	143.9
9	20 Steve LORRIMAN				270R	2:55.356	7 7	+1.858	143.8
10	31 Andrew BAILEY		CTS Motorsport		270R	2:55.408	7 7	+1.910	143.7
11	42 Scott HELME		RS Motorsport		270R	2:55.413	7 7	+1.915	143.7
12	186 Craig EVANS		Silverstone		270R	2:55.660	2 7	+2.162	143.5
13	199 Andrew DAVISON		LFP Motorsport		270R	2:56.005	3 7	+2.507	143.3
14	188 Luciano CARUSO				270R	2:56.172	6 7	+2.674	143.1
15	38 Jimmy WAI				270R	2:56.266	7 7	+2.768	143.0
16	71 Richard HAIGH				270R	2:57.235	7 7	+3.737	142.3
17	37 Henry SPEEKS		Williams Motorsport		270R	2:57.274	6 7	+3.776	142.2
18	23 Gary CROSS		CTS Motorsport		270R	2:57.426	3 6	+3.928	142.1
19	15 Shane FORSTER		Williams Motorsport		270R	2:57.455	3 7	+3.957	142.1
20	74 Charles CHAPMAN		Silverstone		270R	2:57.745	7 7	+4.247	141.9
21	6 Eduardo PONTES		Silverstone		270R	2:57.755	2 7	+4.257	141.8
22	72 Christian BOND		Team Parker		270R	2:57.930	4 7	+4.432	141.7
23	80 Ben OLIVER				Roadspor	2:58.111	7 7	+4.613	141.6
24	127 Sean MURPHY		Williams Motorsport		270R	2:58.594	7 7	+5.096	141.2
25	65 Andy MCKIE		LFP Motorsport		270R	2:58.658	4 7	+5.160	141.1
26	12 John BOND				Roadspor	2:58.985	5 7	+5.487	140.9
27	55 Alan VENTERS		CTS Motorsport		270R	2:59.274	3 3	+5.776	140.6
28	89 Oliver SMITH				Roadspor	2:59.398	3 7	+5.900	140.5
29	18 Mitchell FASANYA				Roadspor	2:59.445	7 7	+5.947	140.5
30	47 Heinrich WATSON-MILLER				Roadspor	2:59.642	2 7	+6.144	140.4
31	119 Chris MORLING		Williams Motorsport		270R	2:59.990	6 7	+6.492	140.1
32	19 Kyle TOWNEND				Roadspor	3:00.221	2 7	+6.723	139.9
33	26 Zena AL-JALILI				270R	3:00.342	2 7	+6.844	139.8
34	58 James PLATT		Silverstone		270R	3:00.401	3 7	+6.903	139.8
35	99 Matt FOX				Roadspor	3:00.431	2 4	+6.933	139.7
36	25 Richard DAVIES				Roadspor	3:00.469	5 7	+6.971	139.7
37	86 Richard WATSON				Roadspor	3:01.035	5 7	+7.537	139.3
38	70 Jo OLIVER				Roadspor	3:01.098	5 7	+7.600	139.2
39	14 Archie KENNEDY-DYSON				Roadspor	3:01.155	5 7	+7.657	139.2
40	62 Georgie TUFFIN				Roadspor	3:01.163	5 7	+7.665	139.2
41	4 Richard NORTHBRIDGE				Roadspor	3:01.463	5 7	+7.965	138.9
42	88 Mark HENSLE				Roadspor	3:01.777	5 7	+8.279	138.7
43	8 Jason SPENCER				Roadspor	3:01.828	5 7	+8.330	138.7
44	27 Rob HICKS				Roadspor	3:02.032	5 7	+8.534	138.5
45	10 James FRENCH				Roadspor	3:02.113	5 7	+8.615	138.5
46	166 Tim NEWMAN				270R	3:02.177	7 7	+8.679	138.4
47	147 Alistair KINNEAR				270R	3:02.585	7 7	+9.087	138.1
48	21 Luka WILSON				Roadspor	3:02.787	5 7	+9.289	137.9
49	9 Steven VISCHER				Roadspor	3:03.007	4 7	+9.509	137.8
50	56 Sam EMINSON				Roadspor	3:03.599	5 7	+10.101	137.3
51	162 Ann HALL		Team Parker		270R	3:06.756	2 7	+13.258	135.0

Ton Nachtegeller
KNAF Sportcommissaris/Steward
Licencenr. 9953

Wilco Nieuwenhuis
KNAF Sportcommissaris/Steward
Licencenr. SPA EURO RACE

R. Bertrand
Lic 4324



Caterham Seven Roadsport-270R

Spa Euro Race

Qualifying

Final Classification

No	Driver	Nat	Team	Car	Cl.	Time	Lap Total	Gap	Kph
52	66 Aleksandr DOBRYNIN				Roadspor	3:09.560	6	6 +16.062 +2.804	133.0
53	63 Andy PALMER		Williams Motorsport		270R				

Fastest Lap:	Lap 5	Paul OGGLESBY	2:53.498	145.3 Kph
---------------------	-------	---------------	-----------------	-----------


CARS 4, 6, 9, 10, 12, 14, 15, 18, 19, 21, 25, 27, 33, 37, 38, 47, 56, 58, 66, 70, 86, 99, AND 119 - SOME LAPTIMES DELETED DUE TO TRACK LIMITS

Published at: *17h:10* Track Status: **DRY**

Stewards Tom Maentegelle KNAF Sportcommissaris/Steward Licencenr. 9953	Timekeeper: Alberto ESTEBANEZ R. Bertrand Lic 4324
Wilco Nieuwenhuizen KNAF Sportcommissaris/Steward Licencenr. 38339	



CATERHAM MOTORSPORT UNITED KINGDOM



Caterham Seven Roadsport-270R

Spa Euro Race

Qualifying

Final Classification by Class

No	Driver	Nat	Team	Car	Time	Lap Total	Gap	Kph
Roadsport								
1	80 Ben OLIVER				2:58.111	7 7		141.6
2	12 John BOND				2:58.985	5 7	+0.874 +0.874	140.9
3	89 Oliver SMITH				2:59.398	3 7	+1.287 +0.413	140.5
4	18 Mitchell FASANYA				2:59.445	7 7	+1.334 +0.047	140.5
5	47 Heinrich WATSON-MILLER				2:59.642	2 7	+1.531 +0.197	140.4
6	19 Kyle TOWNEND				3:00.221	2 7	+2.110 +0.579	139.9
7	99 Matt FOX				3:00.431	2 4	+2.320 +0.210	139.7
8	25 Richard DAVIES				3:00.469	5 7	+2.358 +0.038	139.7
9	86 Richard WATSON				3:01.035	5 7	+2.924 +0.566	139.3
10	70 Jo OLIVER				3:01.098	5 7	+2.987 +0.063	139.2
11	14 Archie KENNEDY-DYSON				3:01.155	5 7	+3.044 +0.057	139.2
12	62 Georgie TUFFIN				3:01.163	5 7	+3.052 +0.008	139.2
13	4 Richard NORTHRIDGE				3:01.463	5 7	+3.352 +0.300	138.9
14	88 Mark HENSLE				3:01.777	5 7	+3.666 +0.314	138.7
15	8 Jason SPENCER				3:01.828	5 7	+3.717 +0.051	138.7
16	27 Rob HICKS				3:02.032	5 7	+3.921 +0.204	138.5
17	10 James FRENCH				3:02.113	5 7	+4.002 +0.081	138.5
18	21 Luke WILSON				3:02.787	5 7	+4.676 +0.674	137.9
19	9 Steven VISCHER				3:03.007	4 7	+4.896 +0.220	137.8
20	56 Sam EMINSON				3:03.599	5 7	+5.488 +0.592	137.3
21	66 Aleksandr DOBRYNIN				3:09.560	6 6	+11.449 +5.961	133.0
270R								
1	118 Paul OGGLESBY		RS Motorsport		2:53.498	5 7		145.3
2	33 Brian THORNTON				2:53.717	7 7	+0.219 +0.219	145.1
3	110 Aaron OLIVER				2:54.450	7 7	+0.952 +0.733	144.5
4	121 Jasmine SHAW		DPR Motorsport		2:54.710	7 7	+1.212 +0.260	144.3
5	24 Oliver WHITE				2:54.950	7 7	+1.452 +0.240	144.1
6	120 Alistair MORTON		RS Motorsport		2:55.021	2 7	+1.523 +0.071	144.1
7	109 Nick BRYANT				2:55.150	7 7	+1.652 +0.129	144.0
8	28 Seb THOLET				2:55.179	3 7	+1.681 +0.029	143.9
9	20 Steve LORRIMAN				2:55.356	7 7	+1.858 +0.177	143.8
10	31 Andrew BAILEY		CTS Motorsport		2:55.408	7 7	+1.910 +0.052	143.7
11	42 Scott HELME		RS Motorsport		2:55.413	7 7	+1.915 +0.005	143.7
12	186 Craig EVANS		Silverstone		2:55.660	2 7	+2.162 +0.247	143.5
13	199 Andrew DAVISON		LFP Motorsport		2:56.005	3 7	+2.507 +0.345	143.3
14	188 Luciano CARUSO				2:56.172	6 7	+2.674 +0.167	143.1
15	38 Jimmy WAI				2:56.266	7 7	+2.768 +0.094	143.0
16	71 Richard HAIGH				2:57.235	7 7	+3.737 +0.969	142.3
17	37 Henry SPEEKS		Williams Motorsport		2:57.274	6 7	+3.776 +0.039	142.2
18	23 Gary CROSS		CTS Motorsport		2:57.426	3 6	+3.928 +0.152	142.1
19	15 Shane FORSTER		Williams Motorsport		2:57.455	3 7	+3.957 +0.029	142.1
20	74 Charles CHAPMAN		Silverstone		2:57.745	7 7	+4.247 +0.290	141.9
21	6 Eduardo PONTES		Silverstone		2:57.755	2 7	+4.257 +0.010	141.8
22	72 Christian BOND		Team Parker		2:57.930	4 7	+4.432 +0.175	141.7
23	127 Sean MURPHY		Williams Motorsport		2:58.594	7 7	+5.096 +0.664	141.2
24	65 Andy MCKIE		LFP Motorsport		2:58.658	4 7	+5.160 +0.064	141.1
25	55 Alan VENTERS		CTS Motorsport		2:59.274	3 3	+5.776 +0.616	140.6
26	119 Chris MORLING		Williams Motorsport		2:59.990	6 7	+6.492 +0.716	140.1
27	26 Zena AL-JALILI				3:00.342	2 7	+6.844 +0.352	139.8
28	58 James PLATT		Silverstone		3:00.401	3 7	+6.903 +0.059	139.8
29	166 Tim NEWMAN				3:02.177	7 7	+8.679 +1.776	138.4
30	147 Alistair KINNEAR				3:02.585	7 7	+9.087 +0.408	138.1
31	162 Ann HALL		Team Parker		3:06.756	2 7	+13.258 +4.171	135.0
32	63 Andy PALMER		Williams Motorsport					

CARS 4, 6, 9, 10, 12, 14, 15, 18, 19, 21, 25, 27, 33, 37, 38, 47, 56, 58, 66, 70, 86, 99, AND 119 - SOME LAPTIMES DELETED DUE TO TRACK LIMITS

Published at: *17:00*

Track Status: **DRY**

Stewards Tom Nachtigaller KNAF Sportcommissaris/Steward Licencnr. 9953	Timekeeper: Alberto ESTEBANEZ Renc <i>R. Bertson</i> L.C. 4324
Wilco Nieuwenhuizen KNAF Sportcommissaris/Steward Licencnr. 38300	