


CATERHAM MOTORSPORT UNITED KINGDOM



Caterham Seven Roadsport-270R

Spa Euro Race
Race 1 (20 Minutes)

Final Classification

No	Driver	Nat	Team	Car	Cl.	Laps	Total Time	Gap	Kph	Best Lap		
										Lap	Time	Kph
1	118 Paul OGGLESBY		RS Motorsport		270R	6	21:56.620	-	114.6	4	3:18.740	126.9
2	42 Scott HELME		RS Motorsport		270R	6	21:58.023	+1.403	114.4	4	3:16.220	128.5
3	24 Oliver WHITE				270R	6	21:59.198	+2.578	114.3	4	3:18.456	127.1
4	110 Aaron OLIVER				270R	6	22:00.376	+3.756	114.2	4	3:16.261	128.5
5	33 Brian THORNTON				270R	6	22:01.546	+4.926	114.1	4	3:18.967	126.7
6	109 Nick BRYANT				270R	6	22:02.375	+5.755	114.1	4	3:18.892	126.8
7	120 Alistair MORTON		RS Motorsport		270R	6	22:03.511	+6.891	114.0	4	3:19.721	126.2
8	28 Seb THOLET				270R	6	22:04.590	+7.970	113.9	4	3:19.816	126.2
9	186 Craig EVANS		Silverstone		270R	6	22:05.072	+8.452	113.8	4	3:20.509	125.8
10	37 Henry SPEEKS		Williams Motorsport		270R	6	22:07.008	+10.388	113.7	4	3:20.018	126.1
11	188 Luciano CARUSO				270R	6	22:08.788	+12.168	113.5	4	3:20.985	125.5
12	15 Shane FORSTER		Williams Motorsport		270R	6	22:10.502	+13.882	113.4	3	3:22.670	124.4
13	20 Steve LORRIMAN				270R	6	22:13.861	+17.241	113.1	4	3:23.945	123.6
14	71 Richard HAIGH				270R	6	22:14.751	+18.131	113.0	4	3:22.052	124.8
15	38 Jimmy WAI				270R	6	22:16.157	+19.537	112.9	4	3:24.499	123.3
16	121 Jasmine SHAW		DPR Motorsport		270R	6	22:16.695	+20.075	112.8	4	3:26.242	122.3
17	31 Andrew BAILEY		CTS Motorsport		270R	6	22:17.228	+20.608	112.8	3	3:24.045	123.6
18	72 Christian BOND		Team Parker		270R	6	22:17.857	+21.237	112.8	3	3:24.835	123.1
19	23 Gary CROSS		CTS Motorsport		270R	6	22:19.837	+23.217	112.6	4	3:23.695	123.8
20	55 Alan VENTERS		CTS Motorsport		270R	6	22:21.387	+24.767	112.5	3	3:23.525	123.9
21	199 Andrew DAVISON		LFP Motorsport		270R	6	22:24.403	+27.783	112.2	3	3:25.583	122.6
22	6 Eduardo PONTES		Silverstone		270R	6	22:27.047	+30.427	112.0	3	3:26.317	122.2
23	127 Sean MURPHY		Williams Motorsport		270R	6	22:27.925	+31.305	111.9	3	3:25.416	122.7
24	119 Chris MORLING		Williams Motorsport		270R	6	22:29.094	+32.474	111.8	3	3:26.376	122.2
25	58 James PLATT		Silverstone		270R	6	22:32.262	+35.642	111.6	4	3:26.294	122.2
26	74 Charles CHAPMAN		Silverstone		270R	6	22:35.477	+38.857	111.3	4	3:25.975	122.4
27	89 Oliver SMITH				Roadspor	6	22:36.997	+40.377	111.2	4	3:20.875	125.5
28	18 Mitchell FASANYA				Roadspor	6	22:37.732	+41.112	111.1	2	3:23.308	124.0
29	12 John BOND				Roadspor	6	22:39.435	+42.815	111.0	2	3:23.293	124.0
30	166 Tim NEWMAN				270R	6	22:49.341	+52.721	110.2	2	3:33.524	118.1
31	25 Richard DAVIES				Roadspor	6	22:50.071	+53.451	110.1	2	3:24.427	123.3
32	99 Matt FOX				Roadspor	6	22:50.390	+53.770	110.1	4	3:23.768	123.7
33	80 Ben OLIVER				Roadspor	6	22:51.556	+54.936	110.0	3	3:25.113	122.9
34	19 Kyle TOWNEND				Roadspor	6	22:52.174	+55.554	109.9	3	3:25.387	122.8
35	4 Richard NORTHTRIDGE				Roadspor	6	22:53.372	+56.752	109.8	3	3:26.168	122.3
36	86 Richard WATSON				Roadspor	6	22:53.703	+57.083	109.8	3	3:26.345	122.2
37	10 James FRENCH				Roadspor	6	22:55.089	+58.469	109.7	3	3:25.537	122.7
38	9 Steven VISCHER				Roadspor	6	22:56.975	+1:00.355	109.5	3	3:24.662	123.2
39	26 Zeno AL-JALILI				270R	6	22:59.389	+1:02.769	109.4	3	3:39.288	115.0
40	147 Alistair KINNEAR				270R	6	23:00.655	+1:04.035	109.3	3	3:37.265	116.1
41	62 Georgie TUFFIN				Roadspor	6	23:01.993	+1:05.373	109.2	4	3:26.421	122.1
42	47 Heinrich WATSON-MILLER				Roadspor	6	23:02.899	+1:06.279	109.1	4	3:24.850	123.1
43	56 Sam EMINSON				Roadspor	6	23:03.419	+1:06.799	109.0	4	3:25.404	122.8
44	14 Archie KENNEDY-DYSON				Roadspor	6	23:05.527	+1:08.907	108.9	3	3:27.192	121.7
45	70 Jo OLIVER				Roadspor	6	23:06.001	+1:09.381	108.8	4	3:27.623	121.4
46	8 Jason SPENCER				Roadspor	6	23:07.719	+1:11.099	108.7	4	3:28.845	120.7
47	88 Mark HENSLER				Roadspor	6	23:10.263	+1:13.643	108.5	4	3:28.948	120.7
48	21 Luke WILSON				Roadspor	6	23:11.884	+1:15.264	108.4	4	3:29.884	120.1
49	27 Rob HICKS				Roadspor	6	23:14.230	+1:17.610	108.2	4	3:30.447	119.8
50	62 Ann HALL		Team Parker		270R	6	23:20.421	+1:23.801	107.7	3	3:34.790	117.4
51	66 Aleksandr DOBRYNIN				Roadspor	3	11:52.965	3 Laps	105.5	3	3:28.248	121.1

Pole Position:	Paul OGGLESBY	2:53.498	145.3 Kph
Fastest Lap:	Lap4 Scott HELME	3:16.220	128.5 Kph

CARS 6, 9, 18, 33 AND 66 - SOME LAPTIMES DELETED DUE TO TRACK LIMITS

Published at: 14h55

Track Status: **WET**

Stewards

Ron NACHTEGELLER

9953 Wilco NIEUWENHUIZEN

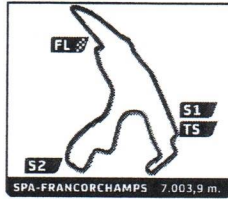
Renaud BERTRAND

Timekeeper:

Alberto ESTEBANEZ



CATERHAM MOTORSPORT UNITED KINGDOM



Caterham Seven Roadsport-270R Spa Euro Race Race 1 (20 Minutes)


Final Classification by Class

No	Driver	Nat	Team	Car	Laps	Total Time	Gap	Kph	Lap	Time	Kph
Roadsport											
1	89 Oliver SMITH				6	22:36.997		111.2	4	3:20.875	125.5
2	18 Mitchell FASANYA				6	22:37.732	+0.735	111.1	2	3:23.308	124.0
3	12 John BOND				6	22:39.435	+2.438	111.0	2	3:23.293	124.0
4	25 Richard DAVIES				6	22:50.071	+13.074	110.1	2	3:24.427	123.3
5	99 Matt FOX				6	22:50.390	+13.393	110.1	4	3:23.768	123.7
6	80 Ben OLIVER				6	22:51.556	+14.559	110.0	3	3:25.113	122.9
7	19 Kyle TOWNEND				6	22:52.174	+15.177	109.9	3	3:25.387	122.8
8	4 Richard NORTHBRIDGE				6	22:53.372	+16.375	109.8	3	3:26.168	122.3
9	86 Richard WATSON				6	22:53.703	+16.706	109.8	3	3:26.345	122.2
10	10 James FRENCH				6	22:55.089	+18.092	109.7	3	3:25.537	122.7
11	9 Steven VISCHER				6	22:56.975	+19.978	109.5	3	3:24.662	123.2
12	62 Georgie TUFFIN				6	23:01.993	+24.996	109.2	4	3:26.421	122.1
13	47 Heinrich WATSON-MILLER				6	23:02.899	+25.902	109.1	4	3:24.850	123.1
14	56 Sam EMINSON				6	23:03.419	+26.422	109.0	4	3:25.404	122.8
15	14 Archie KENNEDY-DYSON				6	23:05.527	+28.530	108.9	3	3:27.192	121.7
16	70 Jo OLIVER				6	23:06.001	+29.004	108.8	4	3:27.623	121.4
17	8 Jason SPENCER				6	23:07.719	+30.722	108.7	4	3:28.845	120.7
18	88 Mark HENSLER				6	23:10.263	+33.266	108.5	4	3:28.948	120.7
19	21 Luke WILSON				6	23:11.884	+34.887	108.4	4	3:29.884	120.1
20	27 Rob HICKS				6	23:14.230	+37.233	108.2	4	3:30.447	119.8
21	66 Aleksandr DOBRYNIN				3	11:52.965	3 Laps	105.5	3	3:28.248	121.1
270R											
1	118 Paul OGGLESBY		RS Motorsport		6	21:56.620		114.6	4	3:18.740	126.9
2	42 Scott HELME		RS Motorsport		6	21:58.023	+1.403	114.4	4	3:16.220	128.5
3	24 Oliver WHITE				6	21:59.198	+2.578	114.3	4	3:18.456	127.1
4	110 Aaron OLIVER				6	22:00.376	+3.756	114.2	4	3:16.261	128.5
5	33 Brian THORNTON				6	22:01.546	+4.926	114.1	4	3:18.967	126.7
6	109 Nick BRYANT				6	22:02.375	+5.755	114.1	4	3:18.892	126.8
7	120 Alistair MORTON		RS Motorsport		6	22:03.511	+6.891	114.0	4	3:19.721	126.2
8	28 Seb THOLET				6	22:04.590	+7.970	113.9	4	3:19.816	126.2
9	186 Craig EVANS		Silverstone		6	22:05.072	+8.452	113.8	4	3:20.509	125.8
10	37 Henry SPEEKS		Williams Motorsport		6	22:07.008	+10.388	113.7	4	3:20.018	126.1
11	188 Luciano CARUSO				6	22:08.788	+12.168	113.5	4	3:20.985	125.5
12	15 Shane FORSTER		Williams Motorsport		6	22:10.502	+13.882	113.4	3	3:22.670	124.4
13	20 Steve LORRIMAN				6	22:13.861	+17.241	113.1	4	3:23.945	123.6
14	71 Richard HAIGH				6	22:14.751	+18.131	113.0	4	3:22.052	124.8
15	38 Jimmy WAI				6	22:16.157	+19.537	112.9	4	3:24.499	123.3
16	121 Jasmine SHAW		DPR Motorsport		6	22:16.695	+20.075	112.8	4	3:26.242	122.3
17	31 Andrew BAILEY		CTS Motorsport		6	22:17.228	+20.608	112.8	3	3:24.045	123.6
18	72 Christian BOND		Team Parker		6	22:17.857	+21.237	112.8	3	3:24.835	123.1
19	23 Gary CROSS		CTS Motorsport		6	22:19.837	+23.217	112.6	4	3:23.695	123.8
20	55 Alan VENTERS		CTS Motorsport		6	22:21.387	+24.767	112.5	3	3:23.525	123.9
21	199 Andrew DAVISON		LFP Motorsport		6	22:24.403	+27.783	112.2	3	3:25.583	122.6
22	6 Eduardo PONTES		Silverstone		6	22:27.047	+30.427	112.0	3	3:26.317	122.2
23	127 Sean MURPHY		Williams Motorsport		6	22:27.925	+31.305	111.9	3	3:25.416	122.7
24	119 Chris MORLING		Williams Motorsport		6	22:29.094	+32.474	111.8	3	3:26.376	122.2
25	58 James PLATT		Silverstone		6	22:32.262	+35.642	111.6	4	3:26.294	122.2
26	74 Charles CHAPMAN		Silverstone		6	22:35.477	+38.857	111.3	4	3:25.975	122.4
27	166 Tim NEWMAN				6	22:49.341	+52.721	110.2	2	3:33.524	118.1
28	26 Zena AL-JALILI				6	22:59.389	+102.769	109.4	3	3:39.288	115.0
29	147 Alistair KINNEAR				6	23:00.655	+104.035	109.3	3	3:37.265	116.1
30	162 Ann HALL		Team Parker		6	23:20.421	+123.801	107.7	3	3:34.790	117.4

CARS 6, 9, 18, 33 AND 66 - SOME LAPTIMES DELETED DUE TO TRACK LIMITS

Published at: *nuh55*

Track Status: **WET**

Stewards Ron NACHTEGELLER <i>9953</i> Wilco NIEUWENHUIZEN Renaud BERTRAND <i>4329</i>	Timekeeper: Alberto ESTEBANEZ 
---	--

