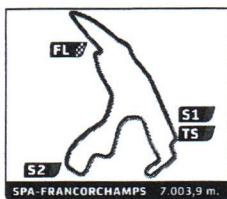


# CATERHAM

## MOTORSPORT

### UNITED KINGDOM



## Caterham 310R-CSCUK

Spa Euro Race

Qualifying

### Final Classification

No	Driver	Nat	Team	Car	Cl.	Time	Lap	Total	Gap	Kph
1	21 Charlie LOWER		PT Motorsport		CSCUK	<b>2:35.989</b>	3	6	-	161.6
2	28 Harry SENIOR		PT Motorsport		CSCUK	<b>2:36.395</b>	6	6	+0.406	161.2
3	11 Taylor O'FLANAGAN		LFP Motorsport		CSCUK	<b>2:36.421</b>	6	6	+0.432	161.2
4	23 Justin ARMSTRONG		Team Parker		CSCUK	<b>2:36.481</b>	3	5	+0.492	161.1
5	1 Matt ARMSTRONG		Team Parker		CSCUK	<b>2:36.864</b>	3	5	+0.875	160.7
6	108 Chris FRASER		LFP Motorsport		CSCUK	<b>2:37.173</b>	3	4	+1.184	160.4
7	93 Mike EVANS		LFP Motorsport		CSCUK	<b>2:37.173</b>	3	6	+1.184	160.4
8	44 Tim DICKENS		LFP Motorsport		CSCUK	<b>2:37.236</b>	3	4	+1.247	160.4
9	78 Nick HIGHTON		Team Parker		CSCUK	<b>2:37.771</b>	3	6	+1.782	159.8
10	10 Henry HEATON		CTS Motorsport		CSCUK	<b>2:37.987</b>	3	7	+1.998	159.6
11	176 Monty HINDE		LFP Motorsport		CSCUK	<b>2:38.064</b>	3	6	+2.075	159.5
12	117 Mark FARMER		RS Motorsport		CSCUK	<b>2:38.459</b>	3	7	+2.470	159.1
13	56 Craig STOREY		DPR Motorsport		CSCUK	<b>2:38.484</b>	3	7	+2.495	159.1
14	15 Nick SAMPSON		Team Parker		CSCUK	<b>2:38.492</b>	3	7	+2.503	159.1
15	46 Stephen NUTTALL		DPR Motorsport		CSCUK	<b>2:38.651</b>	3	7	+2.662	158.9
16	35 Mark KENDLE		PT Motorsport		CSCUK	<b>2:39.214</b>	3	7	+3.225	158.4
17	62 Darren MCCORMACK		DPR Motorsport		CSCUK	<b>2:39.271</b>	4	7	+3.282	158.3
18	125 Louis DARLING		Williams Motorsport		CSCUK	<b>2:41.417</b>	6	6	+5.428	156.2
19	66 Jake SWANN		Big 666 Racing		CSCUK	<b>2:42.674</b>	5	5	+6.685	155.0
20	68 Chris WELCH		DPR Motorsport		CSCUK	<b>2:44.262</b>	7	7	+8.273	153.5
21	122 Gary CURTIS		DPR Motorsport		CSCUK	<b>2:44.584</b>	7	7	+8.595	153.2
22	14 William HARRIS		Matt Blyth Motorsport		310R	<b>2:47.548</b>	4	5	+11.559	150.5
23	88 Ryan WILBY		CTS Motorsport		310R	<b>2:47.641</b>	5	7	+11.652	150.4
24	8 William CHADWICK				310R	<b>2:47.874</b>	7	7	+11.885	150.2
25	27 Josh JACKSON		CTS Motorsport		310R	<b>2:48.354</b>	6	7	+12.365	149.8
26	12 Paul GOLDSTEIN		DPR/Independent		310R	<b>2:48.358</b>	3	7	+12.369	149.8
27	25 Henning ESCHWEILER				310R	<b>2:48.519</b>	5	7	+12.530	149.6
28	22 Lionel TOLLEMACHE				310R	<b>2:48.604</b>	3	7	+12.615	149.5
29	17 Alex VINCENT		RS Motorsport		310R	<b>2:48.633</b>	5	7	+12.644	149.5
30	36 Chris BUCK		Matt Blyth Motorsport		310R	<b>2:48.662</b>	4	4	+12.673	149.5
31	16 Tim HARDCASTLE		RS Motorsport		310R	<b>2:48.771</b>	5	6	+12.782	149.4
32	5 Ben LOPEZ-APPLETON		RS Motorsport		310R	<b>2:49.399</b>	6	7	+13.410	148.8
33	4 Charles HARRIS		Matt Blyth Motorsport		310R	<b>2:49.508</b>	5	5	+13.519	148.7
34	49 Steven LANCASTER		RS Motorsport		310R	<b>2:49.725</b>	4	6	+13.736	148.6
35	96 Peter MOTT		Williams Motorsport		310R	<b>2:50.122</b>	5	7	+14.133	148.2
36	67 Richard COOPE		Williams Motorsport		310R	<b>2:50.327</b>	3	7	+14.338	148.0
37	111 Graham FINLAYSON				CSCUK	<b>2:51.043</b>	6	7	+15.054	147.4
38	76 William COOPE		Williams Motorsport		310R	<b>2:51.479</b>	2	7	+15.490	147.0
39	70 Andrew JOHNSTON		Matt Blyth Motorsport		310R	<b>2:51.644</b>	5	7	+15.655	146.9
40	95 Stephen HARRIS		Matt Blyth Motorsport		310R	<b>2:51.647</b>	4	7	+15.658	146.9
41	7 Sam PARKER		Team Parker		310R	<b>2:52.078</b>	7	7	+16.089	146.5
42	29 Scott DARLING		Williams Motorsport		310R	<b>2:52.434</b>	3	7	+16.445	146.2


Fastest Lap: Lap 3 Charlie LOWER 2:35.989 161.6 Kph

Ton Nachtegeller  
KNAF Sportcommissaris/Steward  
Licencenr. 9953

Vilco Nieuwenhuize  
NAF Sportcommissaris/Steward  
Licencenr. 38339

R. Bertrand  
Lic 4324





## Caterham 310R-CSCUK

Spa Euro Race

Qualifying

Final Classification

No Driver	Nat	Team	Car	Cl.	Time	Lap Total	Gap	Kph
-----------	-----	------	-----	-----	------	-----------	-----	-----


CARS 4, 5, 15, 16, 17, 21, 29, 35, 56, 67, 68, 76, 88, AND 95 - SOME LAPTIMES DELETED DUE TO TRACK LIMITS

Published at: 17:50

Track Status: DRY

<p><b>Stewards:</b>  <b>TON NACHTEGELLER</b>  <small>KNAF Sportcommissaris/Steward</small>  <small>Licencenr. 9953</small></p>	<p><b>Wilco Nieuwenhuis</b>  <small>KNAF Sportcommissaris/Steward</small>  <small>Licencenr. 38339</small></p>	<p><b>Timekeeper:</b>  <small>DRY Pedro ALBERTO ESTEBANEZ</small>  <small>Lic: 4324</small></p> <div style="text-align: right; font-size: 2em; font-family: cursive;"> </div>
--	--	---





## Caterham 310R-CSCUK

Spa Euro Race

Qualifying

### Final Classification by Class

No	Driver	Nat	Team	Car	Time	Lap Total	Gap	Kph
<b>310R</b>								
1	14 William HARRIS		Matt Blyth Motorsport		2:47.548	4 5		150.5
2	88 Ryan WILBY		CTS Motorsport		2:47.641	5 7	+0.093 +0.093	150.4
3	8 William CHADWICK				2:47.874	7 7	+0.326 +0.233	150.2
4	27 Josh JACKSON		CTS Motorsport		2:48.354	6 7	+0.806 +0.480	149.8
5	12 Paul GOLDSTEIN		DPR/Independent		2:48.358	3 7	+0.810 +0.004	149.8
6	25 Henning ESCHWEILER				2:48.519	5 7	+0.971 +0.161	149.6
7	22 Lyonel TOLLEMACHE				2:48.604	3 7	+1.056 +0.085	149.5
8	17 Alex VINCENT		RS Motorsport		2:48.633	5 7	+1.085 +0.029	149.5
9	36 Chris BUCK		Matt Blyth Motorsport		2:48.662	4 4	+1.114 +0.029	149.5
10	16 Tim HARDCASTLE		RS Motorsport		2:48.771	5 6	+1.223 +0.109	149.4
11	5 Ben LOPEZ-APPLETON		RS Motorsport		2:49.399	6 7	+1.851 +0.628	148.8
12	4 Charles HARRIS		Matt Blyth Motorsport		2:49.508	5 5	+1.960 +0.109	148.7
13	49 Steven LANCASTER		RS Motorsport		2:49.725	4 6	+2.177 +0.217	148.6
14	96 Peter MOTT		Williams Motorsport		2:50.122	5 7	+2.574 +0.397	148.2
15	67 Richard COOPE		Williams Motorsport		2:50.327	3 7	+2.779 +0.205	148.0
16	76 William COOPE		Williams Motorsport		2:51.479	2 7	+3.931 +1.152	147.0
17	70 Andrew JOHNSTON		Matt Blyth Motorsport		2:51.644	5 7	+4.096 +0.165	146.9
18	95 Stephen HARRIS		Matt Blyth Motorsport		2:51.647	4 7	+4.099 +0.003	146.9
19	7 Sam PARKER		Team Parker		2:52.078	7 7	+4.530 +0.431	146.5
20	29 Scott DARLING		Williams Motorsport		2:52.434	3 7	+4.886 +0.356	146.2
<b>CSCUK</b>								
1	21 Charlie LOWER		PT Motorsport		2:35.989	3 6		161.6
2	28 Harry SENIOR		PT Motorsport		2:36.395	6 6	+0.406 +0.406	161.2
3	11 Taylor O'FLANAGAN		LFP Motorsport		2:36.421	6 6	+0.432 +0.026	161.2
4	23 Justin ARMSTRONG		Team Parker		2:36.481	3 5	+0.492 +0.060	161.1
5	1 Matt ARMSTRONG		Team Parker		2:36.864	3 5	+0.875 +0.383	160.7
6	108 Chris FRASER		LFP Motorsport		2:37.173	3 4	+1.184 +0.309	160.4
7	93 Mike EVANS		LFP Motorsport		2:37.173	3 6	+1.184	160.4
8	44 Tim DICKENS		LFP Motorsport		2:37.236	3 4	+1.247 +0.063	160.4
9	78 Nick HIGHTON		Team Parker		2:37.771	3 6	+1.782 +0.535	159.8
10	10 Henry HEATON		CTS Motorsport		2:37.987	3 7	+1.998 +0.216	159.6
11	176 Monty HINDE		LFP Motorsport		2:38.064	3 6	+2.075 +0.077	159.5
12	117 Mark FARMER		RS Motorsport		2:38.459	3 7	+2.470 +0.395	159.1
13	56 Craig STOREY		DPR Motorsport		2:38.484	3 7	+2.495 +0.025	159.1
14	15 Nick SAMPSON		Team Parker		2:38.492	3 7	+2.503 +0.008	159.1
15	46 Stephen NUTTALL		DPR Motorsport		2:38.651	3 7	+2.662 +0.159	158.9
16	35 Mark KENDLE		PT Motorsport		2:39.214	3 7	+3.225 +0.563	158.4
17	62 Darren MCCORMACK		DPR Motorsport		2:39.271	4 7	+3.282 +0.057	158.3
18	125 Louis DARLING		Williams Motorsport		2:41.417	6 6	+5.428 +2.146	156.2
19	66 Jake SWANN		Big 666 Racing		2:42.674	5 5	+6.685 +1.257	155.0
20	68 Chris WELCH		DPR Motorsport		2:44.262	7 7	+8.273 +1.588	153.5
21	122 Gary CURTIS		DPR Motorsport		2:44.584	7 7	+8.595 +0.322	153.2
22	111 Graham FINLAYSON				2:51.043	6 7	+15.054 +6.459	147.4

CARS 4, 5, 15, 16, 17, 21, 29, 35, 56, 67, 68, 76, 88, AND 95 - SOME LAPTIMES DELETED DUE TO TRACK LIMITS

Published at: *17/150*

Track Status: **DRY**

Stewards:  
*R. Nieuwenhuis*  
 R. Nieuwenhuis  
 KNAF Sportcommissaris/Steward  
 Licencenr. 9953

Wilco Nieuwenhuis  
 Wilco NIEUWENHUIZEN  
 KNAF Sportcommissaris/Steward  
 Licencenr. 38339

Timekeeper:  
 Alberto ESTEBANEZ