


CATERHAM MOTORSPORT UNITED KINGDOM



Caterham 310R-CSCUK

Spa Euro Race

Race 1 (20 Minutes)

Provisional Classification

No	Driver	Nat	Team	Car	Cl.	Laps	Total Time	Gap	Kph	Best Lap		
										Lap	Time	Kph
1	28 Harry SENIOR		PT Motorsport		CSCUK	8	21:11.765	-	158.3	6	2:38.214	159.4
2	11 Taylor O'FLANAGAN		LFP Motorsport		CSCUK	8	21:19.683	+7.918	157.3	7	2:38.603	159.0
3	21 Charlie LOWER		PT Motorsport		CSCUK	8	21:23.512	+11.747	156.8	6	2:39.430	158.2
4	117 Mark FARMER		RS Motorsport		CSCUK	8	21:24.030	+12.265	156.8	4	2:39.807	157.8
5	46 Stephen NUTTALL		DPR Motorsport		CSCUK	8	21:24.552	+12.787	156.7	6	2:38.884	158.7
6	125 Louis DARLING		Williams Motorsport		CSCUK	8	21:24.746	+12.981	156.7	4	2:37.901	159.7
7	108 Chris FRASER		LFP Motorsport		CSCUK	8	21:25.003	+13.238	156.6	8	2:39.383	158.2
8	78 Nick HIGHTON		Team Parker		CSCUK	8	21:25.457	+13.692	156.6	4	2:37.778	159.8
9	176 Monty HINDE		LFP Motorsport		CSCUK	8	21:25.869	+14.104	156.5	4	2:38.438	159.1
10	44 Tim DICKENS		LFP Motorsport		CSCUK	8	21:26.434	+14.669	156.5	8	2:39.167	158.4
11	10 Henry HEATON		CTS Motorsport		CSCUK	8	21:28.882	+17.117	156.2	4	2:39.863	157.7
12	23 Justin ARMSTRONG		Team Parker		CSCUK	8	21:29.032	+17.267	156.1	6	2:39.901	157.7
13	62 Darren MCCORMACK		DPR Motorsport		CSCUK	8	21:30.469	+18.704	156.0	8	2:41.330	156.3
14	56 Craig STOREY		DPR Motorsport		CSCUK	8	21:44.594	+32.829	154.3	7	2:40.137	157.5
15	35 Mark KENDLE		PT Motorsport		CSCUK	8	23:19.362	+2:07.597	143.8	6	2:54.766	144.3
16	14 William HARRIS		Matt Blyth Motorsport		310R	8	23:22.355	+2:10.590	143.5	3	2:48.811	149.4
17	88 Ryan LEBY		CTS Motorsport		310R	8	23:22.449	+2:10.684	143.5	3	2:49.013	149.2
18	12 Paul GOLDSTEIN		DPR/Independent		310R	8	23:22.896	+2:11.131	143.5	3	2:48.899	149.3
19	5 Ben LOPEZ-APPLETON		RS Motorsport		310R	8	23:30.933	+2:19.168	142.7	5	2:49.237	149.0
20	17 Alex VINCENT		RS Motorsport		310R	8	23:30.968	+2:19.203	142.6	6	2:48.385	149.7
21	22 Lyonel TOLLEMACHE				310R	8	23:32.073	+2:20.308	142.5	2	2:50.169	148.2
22	4 Charles HARRIS		Matt Blyth Motorsport		310R	8	23:32.348	+2:20.583	142.5	6	2:47.883	150.2
23	49 Steven LANCASTER		RS Motorsport		310R	8	23:32.775	+2:21.010	142.5	5	2:48.633	149.5
24	122 Gary CURTIS		DPR Motorsport		CSCUK	8	23:33.790	+2:22.025	142.4	2	2:56.286	143.0
25	16 Tim HARDCASTLE		RS Motorsport		310R	8	23:40.451	+2:28.686	141.7	2	2:50.782	147.6
26	36 Chris BUCK		Matt Blyth Motorsport		310R	8	23:40.845	+2:29.080	141.7	5	2:49.893	148.4
27	67 Richard COOPE		Williams Motorsport		310R	8	23:41.839	+2:30.074	141.6	7	2:49.887	148.4
28	96 Peter MOTT		Williams Motorsport		310R	8	23:42.165	+2:30.400	141.5	4	2:49.998	148.3
29	8 William CHADWICK				310R	8	23:43.490	+2:31.725	141.4	5	2:51.706	146.8
30	7 Sam PARKER		Team Parker		310R	8	23:53.946	+2:42.181	140.4	7	2:51.188	147.3
31	111 Graham FINLAYSON				CSCUK	8	23:54.376	+2:42.611	140.3	4	2:51.596	146.9
32	76 William COOPE		Williams Motorsport		310R	8	23:57.226	+2:45.461	140.0	3	2:52.417	146.2
33	70 Andrew JOHNSTON		Matt Blyth Motorsport		310R	8	23:57.931	+2:46.166	140.0	3	2:51.188	147.3
34	95 Stephen HARRIS		Matt Blyth Motorsport		310R	8	24:03.903	+2:52.138	139.4	6	2:53.259	145.5
35	25 Henning ESCHWEILER				310R	8	24:04.251	+2:52.486	139.4	6	2:53.022	145.7
36	1 Matt ARMSTRONG		Team Parker		CSCUK	7	18:33.205	1 Lap	158.2	6	2:38.204	159.4
37	68 Chris WELCH		DPR Motorsport		CSCUK	7	20:34.058	1 Lap	142.7	7	2:56.188	143.1
38	29 Scott DARLING		Williams Motorsport		310R	7	21:24.123	1 Lap	137.1	6	2:54.147	144.8
39	27 Josh JACKSON		CTS Motorsport		310R	6	17:50.585	2 Laps	140.9	6	2:48.983	149.2
40	93 Mike EVANS		LFP Motorsport		CSCUK	4	10:43.209	4 Laps	156.1	2	2:41.697	155.9
41	15 Nick SAMPSON		Team Parker		CSCUK	4	11:15.684	4 Laps	148.6	2	2:49.453	148.8
42	66 Jake SWANN		Big 666 Racing		CSCUK							


Pole Position:	Charlie LOWER	2:35.989	161.6 Kph
Fastest Lap:	Lap4 Nick HIGHTON	2:37.778	159.8 Kph

CARS 4, 5, 10, 15, 16, 17, 21, 22, 23, 25, 27, 29, 35, 36, 44, 46, 56, 62, 66, 67, 68, 70, 76, 78, 93, 95, 111, 117, 122 AND 125- SOME LAPTIMES DELETED DUE TO TRACK LIMITS
CARS 23 AND 25 - TIME PENALTY OF 5 SECONDS - TRACK LIMITS


Published at: 15/5/26

Track Status: **DRY**

Race Director:
Steve HILL




Timekeeper:
Alberto ESTEBANEZ




CATERHAM

MOTORSPORT

UNITED KINGDOM



Caterham 310R-CSCUK

Spa Euro Race

Race 1 (20 Minutes)

Provisional Classification by Class

No	Driver	Nat	Team	Car	Laps	Total Time	Gap	Kph	Best Lap			
									Lap	Time	Kph	
310R												
1	14 William HARRIS		Matt Blyth Motorsport		8	23:22.355		143.5	3	2:48.811	149.4	
2	88 Ryan WILBY		CTS Motorsport		8	23:22.449	+0.094	143.5	3	2:49.013	149.2	
3	12 Paul GOLDSTEIN		DPR/Independent		8	23:22.896	+0.541	143.5	3	2:48.899	149.3	
4	5 Ben LOPEZ-APPLETON		RS Motorsport		8	23:30.933	+8.578	142.7	5	2:49.237	149.0	
5	17 Alex VINCENT		RS Motorsport		8	23:30.968	+8.613	142.6	6	2:48.385	149.7	
6	22 Lionel TOLLEMACHE				8	23:32.073	+9.718	142.5	2	2:50.169	148.2	
7	4 Charles HARRIS		Matt Blyth Motorsport		8	23:32.348	+9.993	142.5	6	2:47.883	150.2	
8	49 Steven LANCASTER		RS Motorsport		8	23:32.775	+10.420	142.5	5	2:48.633	149.5	
9	16 Tim HARDCASTLE		RS Motorsport		8	23:40.451	+18.096	141.7	2	2:50.782	147.6	
10	36 Chris BUCK		Matt Blyth Motorsport		8	23:40.845	+18.490	141.7	5	2:49.893	148.4	
11	67 Richard COOPE		Williams Motorsport		8	23:41.839	+19.484	141.6	7	2:49.887	148.4	
12	96 Peter MOTT		Williams Motorsport		8	23:42.165	+19.810	141.5	4	2:49.998	148.3	
13	8 William CHADWICK				8	23:43.490	+21.135	141.4	5	2:51.706	146.8	
14	7 Sam PARKER		Team Parker		8	23:53.946	+31.591	140.4	7	2:51.188	147.3	
15	76 William COOPE		Williams Motorsport		8	23:57.226	+34.871	140.0	3	2:52.417	146.2	
16	70 Andrew JOHNSTON		Matt Blyth Motorsport		8	23:57.931	+35.576	140.0	3	2:51.188	147.3	
17	95 Stephen HARRIS		Matt Blyth Motorsport		8	24:03.903	+41.548	139.4	6	2:53.259	145.5	
18	25 Henning ESCHWEILER				8	24:04.251	+41.896	139.4	6	2:53.022	145.7	
19	29 Scott DARLING		Williams Motorsport		7	21:24.123	1 Lap	137.1	6	2:54.147	144.8	
20	27 Josh JACKSON		CTS Motorsport		6	17:50.585	2 Laps	140.9	6	2:48.983	149.2	
CSCUK												
1	28 Harry SENIOR		PT Motorsport		8	21:11.765		158.3	6	2:38.214	159.4	
2	11 Taylor O'FLANAGAN		LFP Motorsport		8	21:19.683	+7.918	157.3	7	2:38.603	159.0	
3	21 Charlie LOWER		PT Motorsport		8	21:23.512	+11.747	156.8	6	2:39.430	158.2	
4	117 Mark FARMER		RS Motorsport		8	21:24.030	+12.265	156.8	4	2:39.807	157.8	
5	46 Stephen NUTTALL		DPR Motorsport		8	21:24.552	+12.787	156.7	6	2:38.884	158.7	
6	125 Louis DARLING		Williams Motorsport		8	21:24.746	+12.981	156.7	4	2:37.901	159.7	
7	108 Chris FRASER		LFP Motorsport		8	21:25.003	+13.238	156.6	8	2:39.383	158.2	
8	78 Nick HIGHTON		Team Parker		8	21:25.457	+13.692	156.6	4	2:37.778	159.8	
9	176 Monty HINDE		LFP Motorsport		8	21:25.869	+14.104	156.5	4	2:38.438	159.1	
10	44 Tim DICKENS		LFP Motorsport		8	21:26.434	+14.669	156.5	8	2:39.167	158.4	
11	10 Henry HEATON		CTS Motorsport		8	21:28.882	+17.117	156.2	4	2:39.863	157.7	
12	23 Justin ARMSTRONG		Team Parker		8	21:29.032	+17.267	156.1	6	2:39.901	157.7	
13	62 Darren MCCORMACK		DPR Motorsport		8	21:30.469	+18.704	156.0	8	2:41.330	156.3	
14	56 Craig STOREY		DPR Motorsport		8	21:44.594	+32.829	154.3	7	2:40.137	157.5	
15	35 Mark KENDLE		PT Motorsport		8	23:19.362	+207.597	143.8	6	2:54.766	144.3	
16	122 Gary CURTIS		DPR Motorsport		8	23:33.790	+222.025	142.4	2	2:56.286	143.0	
17	111 Graham FINLAYSON				8	23:54.376	+242.611	140.3	4	2:51.596	146.9	
18	1 Matt ARMSTRONG		Team Parker		7	18:33.205	1 Lap	158.2	6	2:38.204	159.4	
19	68 Chris WELCH		DPR Motorsport		7	20:34.058	1 Lap	142.7	7	2:56.188	143.1	
20	93 Mike EVANS		LFP Motorsport		4	10:43.209	4 Laps	156.1	2	2:41.697	155.9	
21	15 Nick SAMPSON		Team Parker		4	11:15.684	4 Laps	148.6	2	2:49.453	148.8	
22	66 Jake SWANN		Big 666 Racing						8 Laps			

CARS 4, 5, 10, 15, 16, 17, 21, 22, 23, 25, 27, 29, 35, 36, 44, 46, 56, 62, 66, 67, 68, 70, 76, 78, 93, 95, 111, 117, 122 AND 125- SOME LAPTIMES DELETED DUE TO TRACK LIMITS
 CARS 23 AND 25 - TIME PENALTY OF 5 SECONDS - TRACK LIMITS

Published at: *15h50'* Track Status: **DRY**

Race Director: Steve HILL 	Timekeeper: Alberto ESTEBANEZ
---	---

