

FIA Formula Regional European Champion

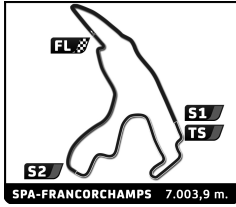
Spa Euro Race

Free Practice

Sector Analysis

_ Invalidated Lap							■ Personal Best		■ Session Best		■ Crossing the pit lane				
Lap	Time	Sector 1	Sector 2	Sector 3	T.Sp	Elapsed	Lap	Time	Sector 1	Sector 2	Sector 3	T.Sp	Elapsed		
2 Alex NINOVIC AUS							5 Miguel COSTA BRA								
Rodin Motorsport Tatuus T326							RPM Tatuus T326								
1	3:04.374	B	1:00.909	1:14.188	49.277	173.9	3:04.374	1	2:49.667	1:01.880	1:08.924	38.863	182.4	2:49.667	
2	6:00.819		4:14.888	1:07.136	38.795	220.9	9:05.193	2	2:20.261	41.900	1:01.645	36.716	225.0	5:09.928	
3	2:31.546		43.983	1:06.360	41.203	218.6	11:36.739	3	2:16.569	40.843	1:00.379	35.347	241.6	7:26.497	
4	2:14.821		40.043	59.541	35.237	244.9	13:51.560	4	2:15.336	40.260	59.760	35.316	244.3	9:41.833	
5	3:44.230	B	1:04.179	1:38.744	1:01.307	135.3	17:35.790	5	2:44.224	48.131	1:18.159	37.934	188.5	12:26.057	
6	7:31.168		5:42.136	1:07.863	41.169	220.4	25:06.958	6	2:47.007	B	40.209	1:08.004	58.794	245.5	15:13.064
7	2:15.046		39.954	59.926	35.166	248.3	27:22.004	7	9:55.179		8:05.514	1:07.687	41.978	219.5	25:08.243
8	2:21.634		40.015	1:02.556	39.063	246.0	29:43.638	8	2:15.617		40.220	59.939	35.458	246.0	27:23.860
9	2:14.427		39.909	59.305	35.213	247.1	31:58.065	9	2:25.616	B	40.010	1:02.141	43.465	248.3	29:49.476
10	2:23.746	B	39.897	59.540	44.309	247.1	34:21.811	10	7:16.651		5:25.975	1:09.310	41.366	204.9	37:06.127
11	5:15.218		3:23.226	1:12.209	39.783	211.8	39:37.029	11	2:27.390		41.773	1:07.692	37.925	224.5	39:33.517
12	2:23.947		44.621	1:03.657	35.669	220.4	42:00.976	12	2:14.535		39.787	59.758	34.990	248.3	41:48.052
13	2:13.845		39.794	58.913	35.138	247.7	44:14.821	13	2:14.425		39.966	59.239	35.220	245.5	44:02.477
14	2:13.862		39.795	58.894	35.173	247.7	46:28.683	14	2:34.899		45.919	1:10.078	38.902	208.5	46:37.376
15	2:33.311		47.537	1:09.047	36.727	177.6	49:01.994	15	2:18.974		39.941	1:03.648	35.385	235.3	48:56.350
16	2:14.458		39.868	58.555	36.035	247.7	51:16.452	16	2:14.944		39.947	59.272	35.725	247.7	51:11.294
3 Saqer ALMAOSHERJI KWT							7 Andrea DUPÉ FRA								
G4 Racing Tatuus T326							Van Amersfoort Racing Tatuus T326								
1	2:46.541		56.892	1:11.738	37.911	176.5	2:46.541	1	3:37.013	1:47.260	1:11.110	38.643	205.7	3:37.013	
2	2:20.304		41.436	1:02.617	36.251	233.3	5:06.845	2	2:23.911		42.068	1:03.306	38.537	207.3	6:00.924
3	2:15.876		40.264	1:00.359	35.253	242.7	7:22.721	3	2:17.340		40.261	1:00.466	36.613	243.2	8:18.264
4	2:15.480		40.224	59.930	35.326	243.8	9:38.201	4	2:15.457		40.420	59.922	35.115	244.9	10:33.721
5	2:33.151		46.928	1:05.620	40.603	178.8	12:11.352	5	2:41.191		49.142	1:15.630	36.419	157.7	13:14.912
6	2:30.719	B	40.059	59.669	50.991	245.5	14:42.071	6	2:47.690	B	40.607	1:16.516	50.567	185.2	16:02.602
7	11:16.247		9:36.486	1:01.593	38.168	240.5	25:58.318	7	9:01.834		7:16.727	1:04.814	40.293	212.6	25:04.436
8	2:14.646		40.167	59.352	35.127	243.8	28:12.964	8	2:24.690	B	40.063	59.879	44.748	249.4	27:29.126
9	2:14.631		40.207	59.256	35.168	243.8	30:27.595	9	10:02.465		8:17.376	1:07.381	37.708	207.3	37:31.591
10	2:24.316	B	40.098	59.447	44.771	245.5	32:51.911	10	2:28.877		41.118	1:05.284	42.475	229.8	40:00.468
11	5:14.832		3:31.568	1:07.169	36.095	235.3	38:06.743	11	2:13.562		39.965	58.714	34.883	247.1	42:14.030
12	2:19.593		41.954	1:00.698	36.941	225.0	40:26.336	12	2:13.818		39.856	58.760	35.202	248.8	44:27.848
13	2:13.605		39.805	58.884	34.916	246.6	42:39.941	13	2:26.587		45.758	1:02.417	38.412	225.9	46:54.435
14	2:27.583		42.150	1:06.646	38.787	207.7	45:07.524	14	2:14.305		39.783	59.297	35.225	249.4	49:08.740
15	2:13.727		39.879	58.850	34.998	247.1	47:21.251	15	2:28.989		42.007	1:10.630	36.352	228.3	51:37.729
16	2:21.137		39.856	59.192	42.089	248.3	49:42.388								
17	2:13.779		40.036	58.704	35.039	248.3	51:56.167								
4 Reza SEEWOORUTHUN GBR							8 Jan PRZYROWSKI POL								
Rodin Motorsport Tatuus T326							RPM Tatuus T326								
1	3:01.112	B	1:00.679	1:13.831	46.602	191.8	3:01.112	1	3:03.794	1:12.353	1:10.681	40.760	196.4	3:03.794	
2	6:18.357		4:24.664	1:13.816	39.877	199.6	9:19.469	2	2:21.513		43.114	1:02.980	35.419	231.3	5:25.307
3	2:25.857		44.887	1:04.522	36.448	193.2	11:45.326	3	2:16.026		40.503	59.574	35.949	243.2	7:41.333
4	2:27.355	B	39.989	59.944	47.422	245.5	14:12.681	4	2:15.194		40.395	59.392	35.407	244.3	9:56.527
5	10:57.338		9:08.176	1:07.100	42.062	200.4	25:10.019	5	2:27.793		44.296	1:07.664	35.833	207.7	12:24.320
6	2:15.738		40.307	59.448	35.983	245.5	27:25.757								
7	2:15.843		40.060	59.489	36.294	248.8	29:41.600								
8	2:25.020	B	39.832	1:01.017	44.171	247.7	32:06.620								
9	9:18.873		7:31.262	1:08.571	39.040	220.9	41:25.493								
10	2:26.616		43.860	1:03.267	39.489	215.1	43:52.109								
11	2:14.172		40.036	59.125	35.011	243.2	46:06.281								
12	2:13.902		40.034	58.649	35.219	244.3	48:20.183								
13	2:13.811		40.029	58.680	35.102	244.9	50:33.994								
9 Thomas STRAUVEN BEL							9 Thomas STRAUVEN BEL								
CL Motorsport Tatuus T326							CL Motorsport Tatuus T326								
1	3:55.513		2:00.513	1:17.013	37.987	208.5	3:55.513	1	3:55.513	2:00.513	1:17.013	37.987	208.5	3:55.513	
2	2:19.000		40.703	1:02.566	35.731	236.8	6:14.513	2	2:19.000		40.703	1:02.566	35.731	236.8	6:14.513
3	2:16.060		40.508	1:00.064	35.488	243.2	8:30.573	3	2:16.060		40.508	1:00.064	35.488	243.2	8:30.573
4	2:15.027		40.091	59.659	35.277	246.6	10:45.600	4	2:15.027		40.091	59.659	35.277	246.6	10:45.600
5	2:38.856		47.633	1:15.621	35.602	164.1	13:24.456	5	2:38.856		47.633	1:15.621	35.602	164.1	13:24.456
6	3:24.322	B	43.974	1:38.965	1:01.383	155.6	16:48.778	6	3:24.322	B	43.974	1:38.965	1:01.383	155.6	16:48.778
7	8:02.235		6:13.519	1:06.809	41.907	225.0	24:51.013	7	8:02.235		6:13.519	1:06.809	41.907	225.0	24:51.013
8	2:15.547		40.300	59.998	35.249	245.5	27:06.560	8	2:15.547		40.300	59.998	35.249	245.5	27:06.560
9	2:14.722		40.016	59.490	35.216	247.1	29:21.282	9	2:14.722		40.016	59.490	35.216	247.1	29:21.282





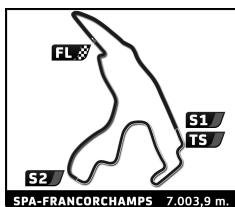
FIA Formula Regional European Champion

Spa Euro Race

Free Practice

Sector Analysis

_ Invalidated Lap							■ Personal Best	■ Session Best	■ Crossing the pit lane								
Lap	Time	Sector 1	Sector 2	Sector 3	T.Spd	Elapsed	Lap	Time	Sector 1	Sector 2	Sector 3	T.Spd	Elapsed				
10	2:29.961	B	41.938	1:03.898	44.125	184.9	31:51.243										
11	5:32.124	3:47.734	1:06.572	37.818	224.1	37:23.367											
12	2:33.214	42.533	1:09.648	41.033	195.7	39:56.581											
13	2:13.457	39.817	58.750	34.890	246.0	42:10.038											
14	2:42.612	B	44.914	1:11.935	45.763	151.0	44:52.650										
11	Francisco MACEDO						PRT										
Van Amersfoort Racing							Tatuus T326										
1	3:39.457	1:47.796	1:13.759	37.902	196.0	3:39.457											
2	2:25.601	42.214	1:02.564	40.823	225.9	6:05.058											
3	2:14.435	40.086	59.275	35.074	244.3	8:19.493											
4	2:15.005	40.063	59.688	35.254	248.3	10:34.498											
5	2:44.050	51.298	1:15.550	37.202	180.0	13:18.548											
6	2:46.065	B	41.300	1:13.489	51.276	179.7	16:04.613										
7	8:44.637	6:55.359	1:08.059	41.219	242.2	24:49.250											
8	2:19.250	40.022	1:01.112	38.116	247.1	27:08.500											
9	2:31.628	45.683	1:09.361	36.584	168.2	29:40.128											
10	2:23.369	39.905	1:06.879	36.585	246.6	32:03.497											
11	2:27.347	39.982	1:01.067	46.298	245.5	34:30.844											
12	2:27.494	39.827	1:06.435	41.232	246.6	36:58.338											
13	2:14.101	39.927	59.081	35.093	245.5	39:12.439											
14	2:40.983	52.909	1:11.657	36.417	185.9	41:53.422											
15	2:31.030	B	39.858	1:01.766	49.406	247.7	44:24.452										
12	Yuki SANO						JPN										
R-ace GP							Tatuus T326										
1	4:31.476	B	2:14.340	1:15.756	1:01.380	191.5	4:31.476										
2	7:06.288	5:07.152	1:15.520	43.616	177.3	11:37.764											
3	2:43.587	B	43.748	1:07.768	52.071	211.4	14:21.351										
4	10:36.744	8:48.797	1:07.768	40.179	190.8	24:58.095											
5	2:17.207	40.044	1:00.553	36.610	245.5	27:15.302											
6	2:23.464	B	40.107	1:00.811	42.546	244.9	29:38.766										
7	7:40.895	5:50.163	1:10.954	39.778	201.5	37:19.661											
8	2:27.301	42.861	1:07.249	37.191	216.4	39:46.962											
9	2:15.107	40.206	59.442	35.459	244.9	42:02.069											
10	2:16.229	39.806	59.258	37.165	248.3	44:18.298											
11	2:30.415	43.347	1:07.790	39.278	213.9	46:48.713											
12	2:14.243	40.165	59.069	35.009	244.9	49:02.956											
13	2:14.195	40.113	59.149	34.933	247.1	51:17.151											
19	Kabir ANURAG						SGP										
ART Grand Prix							Tatuus T326										
1	4:29.963	2:37.270	1:12.887	39.806	182.4	4:29.963											
2	2:26.365	45.339	1:03.280	37.746	206.1	6:56.328											
3	2:15.529	40.258	59.583	35.688	245.5	9:11.857											
4	2:15.315	40.409	59.776	35.130	243.8	11:27.172											
5	2:42.395	B	43.555	1:09.798	49.042	214.7	14:09.567										
6	10:54.185	9:02.955	1:09.486	41.744	196.0	25:03.752											
7	2:14.778	40.027	59.637	35.114	246.6	27:18.530											
8	2:19.159	40.036	1:02.439	36.684	246.6	29:37.689											
9	2:23.878	B	40.047	59.965	43.866	246.6	32:01.567										
10	7:39.755	5:58.246	1:04.640	36.869	213.9	39:41.322											
11	2:14.788	39.989	59.673	35.126	246.6	41:56.110											
12	2:32.966	46.202	1:08.651	38.113	153.0	44:29.076											
13	2:38.609	58.745	1:04.497	35.367	231.8	47:07.685											
14	2:25.069	B	41.219	59.472	44.378	245.5	49:32.754										
23	Rahim ALIBHAI						USA										
G4 Racing							Tatuus T326										
1	2:43.046	50.224	1:13.263	39.559	166.9	2:43.046											
2	2:24.517	42.642	1:04.515	37.360	201.1	5:07.563											
3	2:16.626	40.499	1:00.593	35.534	242.7	7:24.189											
4	2:23.102	40.466	1:05.622	37.014	243.8	9:47.291											
5	2:16.029	40.320	1:00.189	35.520	243.2	12:03.320											
6	2:29.086	B	40.418	59.696	48.972	241.6	14:32.406										
7	15:15.548	...	1:12.973	38.522	184.9	29:47.954											
8	2:21.744	41.835	1:02.891	37.018	208.9	32:09.698											
9	2:14.945	40.265	59.363	35.317	242.7	34:24.643											
10	2:26.126	41.887	1:08.608	35.631	236.3	36:50.769											
11	2:14.911	40.237	59.362	35.312	242.2	39:05.680											
12	2:14.940	40.280	59.433	35.227	243.8	41:20.620											
13	2:32.739	47.040	1:05.666	40.033	196.7	43:53.359											
14	2:14.636	40.083	59.356	35.197	246.0	46:07.995											
15	2:24.546	43.314	1:05.890	35.342	221.3	48:32.541											
16	2:14.539	40.094	59.270	35.175	245.5	50:47.080											
24	Jules ROUSSEL						FRA										
CL Motorsport							Tatuus T326										
1	4:13.749	B	2:04.208	1:15.847	53.694	185.6	4:13.749										
2	4:17.004	2:23.829	1:13.347	39.828	240.5	8:30.753											
3	2:25.240	41.488	1:03.341	40.411	240.0	10:55.993											
4	2:14.212	40.228	59.164	34.820	244.9	13:10.205											
5	2:46.957	B	40.018	1:14.131	52.808	225.0	15:57.162										
6	8:50.386	7:03.828	1:07.364	39.194	204.9	24:47.548											
7	2:14.564	39.806	59.546	35.212	249.4	27:02.112											
8	2:13.813	39.938	58.963	34.912	246.6	29:15.925											
9	2:39.307	47.529	1:11.313	40.465	155.4	31:55.232											
10	2:14.149	39.723	59.224	35.202	248.8	34:09.381											
11	2:13.784	39.782	59.052	34.950	250.0	36:23.165											
12	2:33.704	46.250	1:10.575	36.879	193.2	38:56.869											
13	2:13.900	40.022	58.820	35.058	246.0	41:10.769											
14	2:13.372	39.964	58.535	34.873	245.5	43:24.141											
15	2:21.839	B	40.155	59.764	41.920	245.5	45:45.980										
27	Matteo GIACCARDI						MCO										
ART Grand Prix							Tatuus T326										

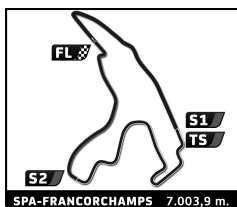


FIA Formula Regional European Champion Spa Euro Race Free Practice

Sector Analysis

_ Invalidated Lap							■ Personal Best ■ Session Best ■ Crossing the pit lane						
Lap	Time	Sector 1	Sector 2	Sector 3	T.Spd	Elapsed	Lap	Time	Sector 1	Sector 2	Sector 3	T.Spd	Elapsed
28 Zhenrui CHI ITA													
MP Motorsport Tatuus T326													
1	3:08.801	1:19.878	1:11.295	37.628	215.6	3:08.801							
2	2:24.752	43.308	1:03.952	37.492	189.8	5:33.553							
3	2:15.615	40.187	59.783	35.645	244.9	7:49.168							
4	2:28.479	40.082	1:07.145	41.252	246.0	10:17.647							
5	2:15.263	39.971	59.670	35.622	247.1	12:32.910							
6	2:51.029B	43.715	1:13.467	53.847	198.5	15:23.939							
7	21:41.159	...	1:09.230	41.011	214.3	37:05.098							
8	2:27.210	42.187	1:07.332	37.691	218.2	39:32.308							
9	2:13.850	39.599	59.281	34.970	250.6	41:46.158							
10	2:32.015	45.401	1:06.380	40.234	231.3	44:18.173							
11	2:19.740	39.748	1:01.409	38.583	249.4	46:37.913							
12	2:13.193	39.327	58.868	34.998	254.1	48:51.106							
13	2:13.882	39.780	58.951	35.151	249.4	51:04.988							
51 Kean NAKAMURA-BERTA GBR													
Prema Racing Tatuus T326													
1	4:17.225B	1:36.729	1:40.805	59.691	148.1	4:17.225							
2	3:37.588	1:31.570	1:22.066	43.952	172.2	7:54.813							
3	2:32.622	45.250	1:10.093	37.279	222.2	10:27.435							
4	2:14.935	40.363	59.489	35.083	241.6	12:42.370							
5	2:52.369B	40.089	1:19.535	52.745	243.2	15:34.739							
6	9:04.261	7:22.297	1:06.107	35.857	226.9	24:39.000							
7	2:14.306	40.222	58.864	35.220	242.2	26:53.306							
8	2:13.885	40.021	58.709	35.155	243.2	29:07.191							
9	2:38.705	47.574	1:11.712	39.419	186.9	31:45.896							
10	2:14.263	40.343	58.839	35.081	242.7	34:00.159							
11	2:22.632B	40.022	58.492	44.118	243.2	36:22.791							
12	8:25.728	6:39.685	1:09.380	36.663	226.4	44:48.519							
13	2:14.810	40.328	59.390	35.092	247.7	47:03.329							
14	2:13.528	39.877	58.560	35.091	247.1	49:16.857							
15	2:31.782B	39.832	58.814	53.136	247.1	51:48.639							
55 Dion GOWDA IND													
Van Amersfoort Racing Tatuus T326													
1	3:43.798	1:50.476	1:12.878	40.444	194.2	3:43.798							
2	2:25.582	42.600	1:04.606	38.376	220.0	6:09.380							
3	2:15.672	40.173	59.973	35.526	243.2	8:25.052							
4	2:15.581	40.224	59.925	35.432	244.3	10:40.633							
5	2:32.521	42.606	1:13.662	36.253	221.3	13:13.154							
6	2:47.563B	40.340	1:15.067	52.156	196.4	15:00.717							
7	9:02.046	7:12.391	1:07.944	41.711	223.1	26:02.763							
8	2:24.497B	40.021	1:00.066	44.410	246.0	27:27.260							
9	9:54.143	8:06.397	1:09.570	38.176	217.3	37:21.403							
10	2:30.703	41.975	1:08.920	39.808	213.0	39:52.106							
11	2:13.563	39.868	58.835	34.860	247.7	42:05.669							
12	2:13.417	39.792	58.650	34.975	248.3	44:19.086							
13	2:35.819B	42.049	1:06.533	47.237	200.0	46:54.905							
60 Tomass STOLCERMANIS LTV													
Prema Racing Tatuus T326													
1	4:20.481B	1:44.311	1:34.508	1:01.662	145.2	4:20.481							
2	3:36.664	1:34.368	1:19.037	43.259	187.5	7:57.145							
3	2:33.161	45.432	1:10.059	37.670	201.1	10:30.306							
4	2:14.986	40.200	59.692	35.094	244.3	12:45.292							
5	2:58.977B	40.094	1:22.686	56.197	245.5	15:44.269							
6	9:00.223	7:14.041	1:08.126	38.056	222.2	24:44.492							
7	2:14.434	39.956	59.500	34.978	247.7	26:58.926							
8	2:37.430	40.492	1:20.146	36.792	192.9	29:36.356							
9	2:14.191	39.791	59.410	34.990	247.7	31:50.547							
10	2:46.696	43.727	1:23.467	39.502	135.7	34:37.243							
11	2:15.266	39.906	59.581	35.779	246.6	36:52.509							
12	2:26.485B	40.603	1:01.186	44.696	246.0	39:18.994							
13	5:33.302	3:47.830	1:06.260	39.212	235.3	44:52.296							
47 Andrija KOSTIC SRB													
Trident Motorsport Tatuus T326													
1	4:36.073B	2:19.019	1:21.344	55.710	145.0	4:36.073							
2	4:03.547	2:14.568	1:09.202	39.777	194.2	8:39.620							
3	2:15.817	40.227	1:00.134	35.456	244.3	10:55.437							
4	2:36.598	46.323	1:11.426	38.849	191.2	13:32.035							
5	3:26.388B	49.639	1:34.198	1:02.551	154.1	16:58.423							
6	8:02.425	6:12.286	1:07.745	42.394	214.7	25:00.848							
7	2:15.749	40.417	1:00.176	35.156	246.0	27:16.597							
8	2:24.855B	39.782	1:00.714	44.359	251.7	29:41.452							



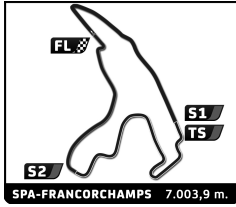


FIA Formula Regional European Champion Spa Euro Race Free Practice

Sector Analysis

_ Invalidated Lap							■ Personal Best							■ Session Best							■ Crossing the pit lane								
Lap	Time	Sector 1	Sector 2	Sector 3	T.Spd	Elapsed	Lap	Time	Sector 1	Sector 2	Sector 3	T.Spd	Elapsed	Lap	Time	Sector 1	Sector 2	Sector 3	T.Spd	Elapsed	Lap	Time	Sector 1	Sector 2	Sector 3	T.Spd	Elapsed		
67 Marcus SAETER NOR																													
G4 Racing														Tatuus T326															
1	2:53.958	B	54.079	1:11.219	48.660	186.5	2:53.958																						
2	5:57.130		4:13.610	1:05.978	37.542	189.5	8:51.088																						
3	2:19.738		41.881	1:01.955	35.902	239.5	11:10.826																						
4	2:15.027		40.282	59.624	35.121	242.7	13:25.853																						
5	3:27.190	B	46.220	1:37.064	1:03.906	154.7	16:53.043																						
6	7:25.081		5:48.310	1:01.130	35.641	238.4	24:18.124																						
7	2:14.545		40.225	59.164	35.156	242.7	26:32.669																						
8	2:20.834		40.232	1:03.162	37.440	243.2	28:53.503																						
9	2:23.177	B	39.960	59.148	44.069	244.3	31:16.680																						
10	6:05.407		4:14.195	1:10.370	40.842	213.9	37:22.087																						
11	2:32.481		42.632	1:09.560	40.289	227.4	39:54.568																						
12	2:13.932		39.814	59.089	35.029	248.8	42:08.500																						
13	2:13.701		39.901	58.876	34.924	249.4	44:22.201																						
14	2:29.286		42.516	1:07.482	39.288	233.3	46:51.487																						
15	2:13.971		39.619	59.222	35.130	250.0	49:05.458																						
16	2:14.360		39.913	59.090	35.357	248.8	51:19.818																						
69 Reno FRANCOET NLD																													
CL Motorsport														Tatuus T326															
1	4:06.670	B	2:04.517	1:13.387	48.766	213.0	4:06.670																						
2	20:51.689		...	1:08.400	38.433	208.5	24:58.359																						
3	2:17.342		40.660	1:01.415	35.267	244.3	27:15.701																						
4	2:18.945		40.106	1:02.051	36.788	250.0	29:34.646																						
5	2:13.976		39.869	59.172	34.935	246.6	31:48.622																						
6	2:19.697		39.715	1:05.025	34.957	251.2	34:08.319																						
7	2:16.754		40.035	1:01.438	35.281	247.7	36:25.073																						
8	2:14.549		40.026	59.154	35.369	244.3	38:39.622																						
9	2:32.828		44.907	1:11.953	35.968	212.6	41:12.450																						
10	2:13.822		39.739	59.017	35.066	247.7	43:26.272																						
11	2:13.743		39.765	59.152	34.826	247.7	45:40.015																						
12	2:22.494	B	39.976	58.984	43.534	246.6	48:02.509																						
87 Kai DARYANANI GBR																													
Trident Motorsport														Tatuus T326															
1	4:33.702	B	2:15.656	1:15.402	1:02.644	198.5	4:33.702																						
2	4:15.433		2:33.537	1:04.486	37.410	240.0	8:49.135																						
3	2:15.561		40.161	1:00.056	35.344	243.2	11:04.696																						
4	2:14.826		40.070	59.521	35.235	244.9	13:19.522																						
5	2:47.470	B	42.227	1:15.030	50.213	192.5	16:06.992																						
6	8:48.244		7:03.662	1:03.969	40.613	236.3	24:55.236																						
7	2:14.798		39.947	59.610	35.241	246.6	27:10.034																						
8	2:21.365	B	39.710	1:00.310	41.345	251.2	29:31.399																						
9	7:30.739		5:33.257	1:16.130	41.352	210.9	37:02.138																						
10	2:20.715		41.651	1:02.963	36.101	234.8	39:22.853																						
11	2:13.726		39.867	58.765	35.094	244.9	41:36.579																						
12	2:13.909		39.868	58.954	35.087	245.5	43:50.488																						
13	2:25.945		44.384	1:05.351	36.210	237.4	46:16.433																						
14	2:13.736		39.737	58.905	35.094	247.7	48:30.169																						
15	2:23.104	B	40.009	1:00.013	43.082	246.0	50:53.273																						
88 Salim HANNA COL																													
Prema Racing														Tatuus T326															
1	4:22.043	B	1:48.093	1:31.302	1:02.648	170.6	4:22.043																						
2	3:37.126		1:37.411	1:17.884	41.831	159.1	7:59.169																						
3	2:33.726		44.976	1:11.516	37.234	171.2	10:32.895																						
4	2:14.927		40.546	59.512	34.869	246.6	12:47.822																						
5	3:04.082	B	40.136	1:27.900	56.046	246.6	15:51.904																						
6	8:54.650		7:08.309	1:07.554	38.787	207.3	24:46.554																						
7	2:15.494		39.931	59.923	35.640	247.7	27:02.048																						





FIA Formula Regional European Champion

Spa Euro Race

Free Practice

Sector Analysis

_ Invalidated Lap ■ Personal Best ■ Session Best **B** Crossing the pit lane

Lap	Time	Sector 1	Sector 2	Sector 3	T.Spd	Elapsed	Lap	Time	Sector 1	Sector 2	Sector 3	T.Spd	Elapsed
8	2:28.546	45.783	1:07.253	35.510	178.2	29:30.594	13	2:16.312	40.255	59.923	36.134	246.0	47:15.154
9	2:14.379	40.051	59.418	34.910	246.0	31:44.973	14	2:15.578	40.134	1:00.035	35.409	247.7	49:30.732
10	2:35.033 B	44.724	1:06.011	44.298	196.0	34:20.006	15	2:16.686	40.243	59.500	36.943	246.6	51:47.418
11	10:33.932	8:48.643	1:04.937	40.352	233.8	44:53.938							
12	2:14.107	39.770	59.416	34.921	250.0	47:08.045							
13	2:36.837	42.533	1:13.522	40.782	180.0	49:44.882							
14	2:13.832	39.838	59.154	34.840	247.1	51:58.714							

95	Alexandre MUNOZ						FRA
	ART Grand Prix						Tatuus T326
1	4:26.166	2:30.294	1:12.900	42.972	148.1	4:26.166	
2	2:26.511	44.406	1:04.665	37.440	218.2	6:52.677	
3	2:15.469	40.233	1:00.036	35.200	243.8	9:08.146	
4	2:15.425	40.416	59.872	35.137	244.3	11:23.571	
5	2:30.097	44.896	1:09.343	35.858	203.4	13:53.668	
6	3:43.703 B	1:03.901	1:39.653	1:00.149	137.4	17:37.371	
7	7:27.939	5:35.425	1:09.877	42.637	177.3	25:05.310	
8	2:22.635	39.738	1:05.904	36.993	251.2	27:27.945	
9	2:22.852 B	39.965	59.540	43.347	248.3	29:50.797	
10	7:27.332	5:33.249	1:12.749	41.334	144.2	37:18.129	
11	2:31.397	44.445	1:07.834	39.118	231.8	39:49.526	
12	2:13.462	39.933	58.786	34.743	248.3	42:02.988	
13	2:13.854	39.654	59.073	35.127	251.7	44:16.842	
14	2:26.598	43.242	1:04.523	38.833	246.0	46:43.440	
15	2:13.526	39.869	58.679	34.978	249.4	48:56.966	
16	2:13.982	39.735	59.365	34.882	251.7	51:10.948	

98	Sebastian WHELDON						USA
	MP Motorsport						Tatuus T326
1	3:06.889	1:17.588	1:12.293	37.008	171.7	3:06.889	
2	2:28.398	42.812	1:09.349	36.237	145.2	5:35.287	
3	2:14.696	40.079	59.398	35.219	244.9	7:49.983	
4	2:24.262	43.375	1:04.202	36.685	245.5	10:14.245	
5	2:14.425	40.113	59.184	35.128	243.8	12:28.670	
6	2:52.955 B	45.799	1:15.246	51.910	192.2	15:21.625	
7	21:41.658	...	1:09.389	40.518	220.0	37:03.283	
8	2:26.425	41.752	1:06.973	37.700	237.9	39:29.708	
9	2:13.435	39.800	58.693	34.942	248.3	41:43.143	
10	2:32.126	45.473	1:05.741	40.912	238.9	44:15.269	
11	2:24.080	39.580	1:05.411	39.089	252.9	46:39.349	
12	2:13.368	39.707	58.726	34.935	249.4	48:52.717	
13	2:13.399	39.870	58.551	34.978	249.4	51:06.116	

99	Giovanni MASCHIO						ITA
	RPM						Tatuus T326
1	4:04.903 B	1:15.094	1:47.535	1:02.274	117.3	4:04.903	
2	4:55.184	2:54.114	1:18.402	42.668	186.5	9:00.087	
3	2:24.978	42.889	1:06.245	35.844	200.7	11:25.065	
4	2:45.460 B	40.344	1:18.145	46.971	242.7	14:10.525	
5	10:29.775	8:45.077	1:08.156	36.542	210.5	24:40.300	
6	2:14.996	40.060	59.669	35.267	246.0	26:55.296	
7	2:15.069	40.268	59.370	35.431	246.0	29:10.365	
8	2:37.059	45.455	1:10.881	40.723	197.4	31:47.424	
9	2:15.088	40.648	59.214	35.226	246.6	34:02.512	
10	2:25.779 B	40.230	59.199	46.350	245.5	36:28.291	
11	6:06.585	4:32.024	59.317	35.244	234.3	42:34.876	
12	2:23.966	39.994	59.622	44.350	246.0	44:58.842	