

# Supercar Challenge-Britcar

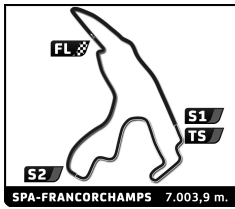
## Spa Euro Race

### Free Practice 1

### Sector Analysis

— Invalidated Lap   ■ Personal Best   ■ Session Best   ■ Crossing the pit lane

Lap	D	Time	Sector 1	Sector 2	Sector 3	T.Spd	Elapsed	Lap	D	Time	Sector 1	Sector 2	Sector 3	T.Spd	Elapsed		
<b>2</b>	<b>Geoff Steel Racing</b> 1. Peter MOULSDALE BMW M2 Britcar GT								<b>17</b>							<b>Army Sport Car Racing</b> 1. Will ASHMORE 2. Jonathan CANDLER Ginetta Supercup Britcar GT	
	1	1	6:52.188	4:29.136	1:32.475	50.577	138.6		6:52.188	1	1	7:44.926	5:28.654	1:28.804	47.468	93.6	7:44.926
	2	1	3:05.878	52.314	1:26.988	46.576	202.6		9:58.066	2	1	2:57.520	49.752	1:22.821	44.947	215.1	10:42.446
	3	1	3:03.750	49.383	1:25.175	49.192	185.2		13:01.816	3	1	2:54.931	48.374	1:20.345	46.212	218.6	13:37.377
	4	1	<b>2:58.436</b>	48.869	<b>1:23.588</b>	<b>45.979</b>	222.2		16:00.252	4	1	<b>2:51.543</b>	<b>47.723</b>	<b>1:19.133</b>	<b>44.687</b>	220.0	16:28.920
	5	1	2:58.836	<b>48.285</b>	1:24.544	46.007	198.9		18:59.088	5	1	3:03.656 <b>B</b>	47.910	1:21.557	54.189	220.4	19:32.576
	6	1	3:20.855 <b>B</b>	50.202	1:25.945	1:04.708	176.2		22:19.943	6	1	5:21.300 <b>B</b>	2:27.243	1:31.665	1:22.392	182.4	24:53.876
<b>3</b>	<b>Box 3 Motorsport-Datum Motorsport</b> 1. Nick CASEY Ginetta G55 Hybrid Britcar GT								<b>22</b>							<b>Vortice Motorsport</b> 1. Archie BUTTLE Ginetta G56 GTA Britcar Trophy	
	1	1	8:18.308	5:51.249	1:37.420	49.639	121.5		8:18.308	1	1	9:26.984	7:05.442	1:33.506	48.036	151.3	9:26.984
	2	1	3:03.903	51.408	1:25.907	46.588	204.2		11:22.211	2	1	3:04.482	52.264	1:26.315	45.903	194.2	12:31.466
	3	1	<b>3:02.448</b>	51.469	<b>1:24.455</b>	<b>46.524</b>	216.4		14:24.659	3	1	3:00.974	<b>49.745</b>	1:24.902	46.327	203.4	15:32.440
	4	1	3:13.070 <b>B</b>	<b>49.267</b>	1:24.585	59.218	215.6		17:37.729	4	1	<b>2:59.547</b>	50.063	<b>1:24.054</b>	<b>45.430</b>	206.5	18:31.987
	5	1	2:20.103 <b>B</b>						19:57.832	5	1	3:16.692 <b>B</b>	50.127	1:27.609	58.956	203.4	21:48.679
	6	1	3:39.336	1:13.312	1:32.140	53.884	196.7		23:37.168	6	1	5:46.625 <b>B</b>	2:59.827	1:38.782	1:08.016	188.5	27:35.304
	7	1	3:26.514	55.508	1:33.939	57.067	188.2		27:03.682	7	1	6:38.191	4:05.435	1:39.340	53.416	132.7	34:13.495
	8	1	3:36.108	1:00.504	1:41.494	54.110	138.1		30:39.790	8	1	3:53.084 <b>B</b>	1:02.141	1:41.673	1:09.270	145.4	38:06.579
	9	1	3:26.313	57.841	1:35.969	52.503	186.2		34:06.103								
	10	1	3:16.457	54.148	1:31.202	51.107	196.4		37:22.560								
	11	1	3:15.850	55.140	1:30.446	50.264	192.5		40:38.410								
<b>4</b>	<b>Team Brit</b> 1. Noah COSBY 2. Asha SILVA BMW M4 GT4 EVO Britcar GT								<b>23</b>							<b>FormEvo Racing</b> 1. Simon CLARK McLaren 570S Britcar GT	
	1	1	8:38.251	6:10.001	1:35.039	53.211	143.6		8:38.251	1	1	11:31.658	9:21.061	1:24.533	46.064	174.8	11:31.658
	2	1	3:06.870	49.518	1:28.759	48.593	214.3		11:45.121	2	1	2:56.279	48.903	<b>1:21.586</b>	<b>45.790</b>	187.2	14:27.937
	3	1	3:03.852	49.644	1:27.003	<b>47.205</b>	210.5		14:48.973	3	1	<b>2:56.112</b>	<b>46.019</b>	1:22.436	47.657	201.9	17:24.049
	4	1	<b>3:01.975</b>	<b>49.195</b>	<b>1:25.285</b>	47.495	217.3		17:50.948	4	1	3:45.456 <b>B</b>	55.539	1:35.070	1:14.847	149.8	21:09.505
	5	1	3:02.602	49.518	1:25.466	47.618	211.4		20:53.550	5	1	8:26.590	5:52.413	1:37.109	57.068	166.9	29:36.095
	6	1	3:43.987 <b>B</b>	56.811	1:34.204	1:12.972	188.5		24:37.537	6	1	3:59.631 <b>B</b>	1:05.128	1:39.858	1:14.645	144.2	33:35.726
	7	1	7:23.529	4:44.481	1:39.645	59.403	152.1		32:01.066								
	8	1	3:40.698	1:00.633	1:42.898	57.167	140.8		35:41.764								
	9	1	3:45.197	1:11.544	1:39.764	53.889	133.0		39:26.961								
	10	1	3:28.974	57.348	1:38.054	53.572	167.2		42:55.935								
<b>8</b>	<b>Woodrow Motorsport</b> 1. Callum BATES BMW E46 M3 Britcar Trophy								<b>25</b>							<b>Innovation Racing</b> 1. Thomas HOLLAND 2. James WEARING Ginetta G56 EVO Britcar GT	
	1	1	19:18.470	...	1:38.515	<b>52.601</b>	177.9		19:18.470	1	1	6:52.188	4:39.551	1:26.362	46.275	173.9	6:52.188
	2	1	<b>3:36.005</b>	<b>1:00.019</b>	<b>1:37.351</b>	58.635	145.2		22:54.475	2	1	2:56.633	49.184	1:22.859	44.590	197.4	9:48.821
	3	1	3:57.582	1:11.287	1:46.217	1:00.078	127.7		26:52.057	3	1	<b>2:49.889</b>	48.077	<b>1:18.715</b>	<b>43.097</b>	226.9	12:38.710
	4	1	4:21.531 <b>B</b>	1:10.828	1:54.154	1:16.549	130.6		31:13.588	4	1	2:52.553	47.613	1:20.095	44.845	230.8	15:31.263
<b>10</b>	<b>Wise Racing-Velocity Racing</b> 1. Ian WILSON 2. Elliot WILSON Ginetta G56 GTA Britcar Trophy								<b>47</b>							<b>Datum Motorsport</b> 1. Marco ANASTASI 2. Maurizio SCIGLIO Ginetta G55 Hybrid Britcar GT	
	1	1	8:24.808	5:50.590	1:38.955	55.263	130.0		8:24.808	1	1	8:36.226	6:08.833	1:34.676	52.717	130.8	8:36.226
	2	1	<b>3:10.609</b>	<b>52.344</b>	1:27.665	50.600	172.2		11:35.417	2	1	3:10.405	51.147	1:30.290	48.968	206.9	11:46.631
	3	1	3:10.862	54.443	1:27.404	<b>49.015</b>	188.5		14:46.279	3	1	3:05.904	51.595	<b>1:25.283</b>	49.026	200.0	14:52.535
	4	1	3:24.442 <b>B</b>	55.326	<b>1:25.483</b>	1:03.633	194.6		18:10.721								
	5	1	21:25.821	...	1:39.946	56.175	130.6		39:36.542								
	6	1	3:56.028 <b>B</b>	59.027	1:41.011	1:15.990	134.0		43:32.570								



# Supercar Challenge-Britcar

## Spa Euro Race

### Free Practice 1

### Sector Analysis

— Invalidated Lap    ■ Personal Best    ■ Session Best    B Crossing the pit lane

Lap	D	Time	Sector 1	Sector 2	Sector 3	T.Spd	Elapsed	Lap	D	Time	Sector 1	Sector 2	Sector 3	T.Spd	Elapsed
4	1	3:04.067	50.192	1:25.896	47.979	188.8	17:56.602	6	1	5:00.375 B	2:15.608	1:32.845	1:11.922	160.5	36:16.861
5	1	3:20.605 B	51.877	1:27.076	1:01.652	193.2	21:17.207	7	1	4:10.606 B	1:30.066	1:33.006	1:07.534	149.8	40:27.467
6	1	6:38.383	3:36.501	1:49.135	1:12.747	162.4	27:55.590								
7	1	3:44.680	1:02.500	1:43.762	58.418	149.6	31:40.270								
8	1	3:41.228	1:01.194	1:41.141	58.893	175.3	35:21.498								
9	1	3:36.905	1:00.235	1:39.572	57.098	154.1	38:58.403								
10	1	3:29.369	57.558	1:37.533	54.278	151.9	42:27.772								

60		EDF Motorsport		Ligier JS2R			
		1.Ashley WOODMAN		Britcar Trophy			
1	1	7:58.226	5:30.448	1:36.067	51.711	148.6	7:58.226
2	1	3:11.406	52.348	1:29.855	49.203	197.4	11:09.632
3	1	3:08.249	51.624	1:27.569	49.056	195.7	14:17.881
4	1	3:07.706	51.402	1:26.231	50.073	175.6	17:25.587
5	1	3:10.532	51.837	1:27.206	51.489	195.3	20:36.119
6	1	3:19.473	52.348	1:31.814	55.311	187.5	23:55.592
7	1	3:30.852	58.017	1:35.947	56.888	184.0	27:26.444
8	1	3:35.128	59.580	1:37.036	55.512	172.0	31:01.572
9	1	3:32.888	1:00.668	1:36.958	55.262	169.0	34:34.460
10	1	3:25.883	56.519	1:35.095	54.269	192.9	38:00.343
11	1	3:21.447	54.556	1:33.860	53.031	193.9	41:21.790

67		Geoff Steel Racing		BMW M3			
		1.Julian MCBRIDE		Britcar GT			
1	1	7:12.411	4:42.793	1:34.055	55.563	173.1	7:12.411
2	1	3:15.645	57.172	1:29.252	49.221	193.5	10:28.056
3	1	3:10.971	50.801	1:28.660	51.510	193.2	13:39.027
4	1	3:06.384	50.929	1:26.193	49.262	189.8	16:45.411
5	1	3:30.045 B	51.496	1:29.268	1:09.281	174.2	20:15.456
6	1	4:29.223	2:01.798	1:28.902	58.523	180.6	24:44.679
7	1	4:15.716 B	1:03.265	1:49.791	1:22.660	147.3	29:00.395

68		Team Brit		McLaren 570s GT4			
		1.Bobby TRUNDLEY		Britcar GT			
		2.Aaron MORGAN					
1	1	8:34.128	6:08.147	1:34.688	51.293	161.9	8:34.128
2	1	3:10.244	51.121	1:29.963	49.160	193.9	11:44.372
3	1	3:03.777	49.432	1:27.266	47.079	201.9	14:48.149
4	1	3:03.456	48.791	1:27.503	47.162	202.6	17:51.605
5	1	3:03.400	49.870	1:25.502	48.028	191.2	20:55.005
6	1	3:32.175	56.079	1:35.625	1:00.471	175.3	24:27.180
7	1	3:40.352 B	57.462	1:36.506	1:06.384	160.7	28:07.532
8	1	5:17.453	2:59.744	1:27.785	49.924	185.2	33:24.985
9	1	3:05.862	49.874	1:29.279	46.709	198.5	36:30.847
10	1	2:57.915	47.914	1:23.685	46.316	204.5	39:28.762
11	1	2:58.569	48.544	1:22.999	47.026	220.9	42:27.331

78		CWS		Ginetta G55 Supercup			
		1.Colin WHITE		Britcar GT			
1	1	16:55.452	...	1:28.543	48.726	164.9	16:55.452
2	1	3:04.850	50.764	1:25.617	48.469	192.2	20:00.302
3	1	3:16.997	53.235	1:29.509	54.253	178.5	23:17.299
4	1	3:52.486 B	1:00.002	1:41.708	1:10.776	158.1	27:09.785
5	1	4:06.701 B	1:16.635	1:38.030	1:12.036	145.4	31:16.486

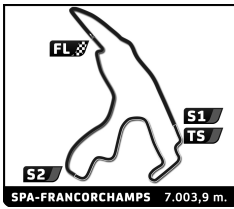
82		Safeside-Hills Motorsport		Ginetta G55 Supercup			
		1.Michael KNIBBS		Britcar GT			
		2.Aiden HILLS					
1	1	9:38.867	7:32.660	1:21.205	45.002	166.9	9:38.867
2	1	2:51.535	48.735	1:18.196	44.604	209.7	12:30.402
3	1	2:58.474 B	47.612	1:17.773	53.089	206.1	15:28.876
4	1	5:13.304	2:54.819	1:29.471	49.014	168.5	20:42.180
5	1	3:49.190 B	59.734	1:33.279	1:16.177	144.0	24:31.370
6	1	6:12.072	3:35.560	1:39.750	56.762	145.6	30:43.442
7	1	3:34.422	59.237	1:38.077	57.108	128.9	34:17.864
8	1	3:28.666	59.988	1:35.681	52.997	140.8	37:46.530
9	1	3:15.263	53.646	1:30.617	51.000	165.6	41:01.793

95		JWA Engineering		Ginetta G55			
		1.David WARD		Britcar GT			
		2.Andy CUMMINGS					
1	1	9:20.279	6:29.777	1:49.816	1:00.686	137.1	9:20.279
2	1	3:45.787	1:01.403	1:46.702	57.682	165.9	13:06.066
3	1	3:32.360	57.157	1:39.923	55.280	153.2	16:38.426
4	1	3:37.473	55.558	1:43.001	58.914	171.4	20:15.899
5	1	4:35.741 B	1:09.874	2:01.708	1:24.159	138.6	24:51.640
6	1	15:18.575	...	1:50.005	1:05.839	157.9	40:10.215

111		Koopman Racing		BMW M6 GT3			
		1.Marlon BIRDSALL		GT-Division			
1	1	4:07.940	1:58.125	1:24.948	44.867	171.4	4:07.940
2	1	2:57.753	47.208	1:24.980	45.565	225.5	7:05.693
3	1	2:55.122	46.486	1:21.965	46.671	215.6	10:00.815
4	1	2:47.247	45.559	1:19.872	41.816	233.3	12:48.062
5	1	3:00.599 B	45.958	1:20.439	54.202	227.4	15:48.661
6	1	4:29.570	2:20.649	1:23.649	45.272	186.5	20:18.231
7	1	3:26.666 B	52.586	1:25.917	1:08.163	194.9	23:44.897

118		Koopman Racing		BMW M6 GT3			
		1.Harry BARTON		GT-Division			
1	1	3:56.430	1:42.482	1:26.574	47.374	154.1	3:56.430
2	1	2:57.771	47.856	1:24.516	45.399	185.2	6:54.201
3	1	2:53.823	47.063	1:22.648	44.112	224.5	9:48.024
4	1	3:06.106 B	50.939	1:23.298	51.869	210.5	12:54.130
5	1	4:21.307	2:14.381	1:21.859	45.067	188.2	17:15.437
6	1	2:53.740	46.806	1:20.414	46.520	219.5	20:09.177
7	1	2:57.762	46.975	1:24.269	46.518	216.9	23:06.939
8	1	3:33.575 B	55.199	1:30.562	1:07.814	190.5	26:40.514

123		Woodrow Motorsport		BMW E46 M3 GTR			
		1.Nathan WELLS		Britcar GT			
1	1	15:01.989	...	1:23.887	45.293	165.1	15:01.989
2	1	2:55.893	49.438	1:20.556	45.899	182.4	17:57.882
3	1	3:00.947	51.740	1:23.012	46.195	166.2	20:58.829
4	1	3:44.409 B	53.693	1:33.637	1:17.079	167.7	24:43.238
5	1	10:39.684 B	8:04.280	1:32.723	1:02.681	185.6	35:22.922



# Supercar Challenge-Britcar

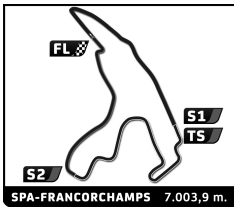
## Spa Euro Race

### Free Practice 1

### Sector Analysis

— Invalidated Lap    ■ Personal Best    ■ Session Best    B Crossing the pit lane

Lap	D	Time	Sector 1	Sector 2	Sector 3	T.Spd	Elapsed	Lap	D	Time	Sector 1	Sector 2	Sector 3	T.Spd	Elapsed
<b>124</b>		<b>Koopman Racing</b>					BMW M6 GT3								
		1.Gilles VAN HOUTUM					GT-Division								
1	1	11:30.339	9:05.473	1:34.507	50.359	183.7	11:30.339								
2	1	3:07.446	52.909	1:26.781	47.756	224.1	14:37.785								
3	1	3:00.416	<b>47.679</b>	1:27.849	<b>44.888</b>	226.9	17:38.201								
4	1	<b>2:59.532</b>	49.114	<b>1:25.410</b>	45.008	213.9	20:37.733								
5	1	3:26.993 B	50.652	1:28.100	1:08.241	190.5	24:04.726								
<b>133</b>		<b>Koopman Racing</b>					BMW M6 GT3								
		1.Daan MEIJER					GT-Division								
1	1	4:27.439 B	1:46.282	1:35.487	1:05.670	143.6	4:27.439								
2	1	4:46.205	2:37.669	1:21.382	47.154	187.2	9:13.644								
3	1	<b>2:48.646</b>	46.675	1:19.644	42.327	227.8	12:02.290								
4	1	2:48.886	48.217	<b>1:18.029</b>	42.640	235.3	14:51.176								
5	1	2:48.863	46.674	1:20.228	<b>41.961</b>	232.3	17:40.039								
6	1	2:50.478	<b>45.096</b>	1:19.970	45.412	227.8	20:30.517								
7	1	3:26.200 B	50.675	1:23.807	1:11.718	202.2	23:56.717								
<b>140</b>		<b>NGT Racing</b>					Porsche 992 GT3 Cup								
		1.Mathias BEKE					GT-Division								
		2.Lex QUINTENS													
1	1	4:01.084	1:42.976	1:31.017	47.091	127.4	4:01.084								
2	1	3:03.817	49.144	1:28.053	46.620	171.7	7:04.901								
3	1	2:59.903	46.311	1:25.301	48.291	220.9	10:04.804								
4	1	2:55.125	46.624	<b>1:22.913</b>	45.588	219.5	12:59.929								
5	1	<b>2:53.024</b>	<b>45.465</b>	1:23.179	<b>44.380</b>	240.0	15:52.953								
6	1	3:03.372 B	46.549	1:23.213	53.610	242.7	18:56.325								
7	1	5:45.333	3:23.619	1:28.191	53.523	169.3	24:41.658								
8	1	3:41.011 B	58.672	1:34.949	1:07.390	177.0	28:22.669								
9	1	11:51.580 B	9:16.473	1:34.270	1:00.837	174.5	40:14.249								
<b>150</b>		<b>Koopman Racing</b>					BMW M6 GT3								
		1.Ivar MOENS					GT-Division								
1	1	7:11.569	4:46.948	1:34.327	50.294	189.1	7:11.569								
2	1	3:09.655 B	49.836	1:25.222	54.597	217.3	10:21.224								
3	1	3:48.001	1:36.847	<b>1:24.647</b>	46.507	197.1	14:09.225								
4	1	3:08.337	55.125	1:27.186	46.026	199.3	17:17.562								
5	1	<b>2:59.644</b>	<b>48.234</b>	1:26.201	<b>45.209</b>	212.2	20:17.206								
6	1	3:31.558 B	50.760	1:29.936	1:10.862	201.1	23:48.764								
<b>189</b>		<b>Addison Racing</b>					Aston Martin AMR GT4								
		1.Martin ADDISON					Britcar GT								
		2.Bill ADDISON													
1	1	7:16.251	5:03.139	1:26.872	46.240	160.5	7:16.251								
2	1	2:57.857	48.433	1:23.826	<b>45.598</b>	195.3	10:14.108								
3	1	<b>2:57.855</b>	48.084	1:24.153	45.618	204.9	13:11.963								
4	1	2:58.124	<b>48.048</b>	<b>1:23.598</b>	46.478	201.1	16:10.087								
5	1	3:02.037	48.575	1:24.780	48.682	175.3	19:12.124								
6	1	3:29.203 B	52.376	1:27.310	1:09.517	160.5	22:41.327								
7	1	8:13.692	5:19.965	1:49.040	1:04.687	139.7	30:55.019								
8	1	4:01.206	1:10.985	1:47.927	1:02.294	145.6	34:56.225								
9	1	4:04.979	1:08.400	1:50.915	1:05.664	146.1	39:01.204								
10	1	3:53.589	1:06.146	1:46.004	1:01.439	155.4	42:54.793								
<b>201</b>		<b>FEBO Racing Team</b>					Hyundai Elantra N TCR								
		1.Dennis DE BORST					Supersport+								
		2.Steff DE BORST													
1	1	8:51.514	6:36.297	1:28.953	46.264	172.8	8:51.514								
2	1	2:55.207	48.185	<b>1:21.568</b>	45.454	227.4	11:46.721								
3	1	2:53.655	47.774	1:21.765	44.116	221.3	14:40.376								
4	1	<b>2:53.311</b>	<b>47.520</b>	1:21.859	<b>43.932</b>	224.5	17:33.687								
5	1	3:07.915 B	48.473	1:22.811	56.631	223.6	20:41.602								
6	1	5:41.535	3:16.776	1:31.520	53.239	168.5	26:23.137								
7	1	3:17.315	54.125	1:31.610	51.580	180.9	29:40.452								
8	1	3:45.370 B	56.939	1:35.044	1:13.387	166.7	33:25.822								
<b>226</b>		<b>CP Motorsport</b>					BMW M4 GT4 EVO G82								
		1.Valentijn GREVEN					Supersport+								
		2.Ricardo VAN DER ENDE													
1	1	4:06.664	1:56.251	1:25.681	44.732	172.8	4:06.664								
2	1	2:51.130	46.737	1:21.018	43.375	225.5	6:57.794								
3	1	2:50.512	45.743	1:21.013	43.756	241.6	9:48.306								
4	1	2:49.621	46.009	1:20.017	43.595	225.0	12:37.927								
5	1	<b>2:48.440</b>	<b>45.421</b>	<b>1:19.807</b>	<b>43.212</b>	232.8	15:26.367								
6	1	2:57.566 B	46.289	1:20.796	50.481	225.5	18:23.933								
7	1	5:21.143	2:58.359	1:28.636	54.148	191.8	23:45.076								
8	1	3:56.590 B	1:04.337	1:41.143	1:11.110	166.4	27:41.666								
<b>235</b>		<b>Koopman Racing</b>					BMW M4 GT4 EVO								
		1.Rogier DE LEEUW					Supersport+								
		2.Patrick DE VREEDE													
1	1	5:51.563	3:39.268	1:27.446	44.849	162.2	5:51.563								
2	1	<b>2:53.282</b>	47.594	1:21.657	<b>44.031</b>	208.5	8:44.845								
3	1	2:55.873	48.204	1:22.381	45.288	220.0	11:40.718								
4	1	3:03.440 B	<b>47.287</b>	<b>1:21.340</b>	54.813	214.7	14:44.158								
5	1	7:01.228 B	4:12.477	1:39.073	1:09.678	144.4	21:45.386								
6	1	5:30.521 B	2:23.268	1:48.219	1:19.034	123.4	27:15.907								
<b>273</b>		<b>Blueberry Racing</b>					BMW M4 GT4 EVO G82								
		1.Berry VAN ELK					Supersport+								
1	1	3:30.783	1:18.998	1:26.383	45.402	173.6	3:30.783								
2	1	2:54.611	48.865	1:22.245	43.501	206.1	6:25.394								
3	1	2:51.141	47.178	1:20.250	43.713	229.3	9:16.535								
4	1	<b>2:49.644</b>	46.680	<b>1:19.628</b>	43.336	230.3	12:06.179								
5	1	2:49.948	<b>46.454</b>	1:20.182	<b>43.312</b>	225.5	14:56.127								
6	1	2:53.229	46.822	1:21.970	44.437	203.4	17:49.356								
7	1	2:51.240	46.910	1:19.916	44.414	223.1	20:40.596								
8	1	3:19.343 B	48.683	1:23.574	1:07.086	184.0	23:59.939								
<b>282</b>		<b>CP Motorsport</b>					BMW M4 GT4 EVO G82								
		1.Patrick GROOTSCHOLTEN					Supersport+								
		2.Daaf STEENTJES													
1	1	6:48.368	4:21.680	1:34.694	51.994	165.1	6:48.368								
2	1	3:16.588	51.397	1:33.001	52.190	211.4	10:04.956								
3	1	<b>3:06.305</b>	52.182	<b>1:26.194</b>	<b>47.929</b>	214.3	13:11.261								
4	1	3:08.043	<b>51.007</b>	1:27.704	49.332	198.5	16:19.304								
5	1	3:22.663 B	51.093	1:29.136	1:02.434	199.3	19:41.967								
6	1	5:56.369	3:21.643	1:35.880	58.846	127.4	25:38.336								
7	1	4:10.412 B	1:05.327	1:46.735	1:18.350	137.9	29:48.748								



# Supercar Challenge-Britcar

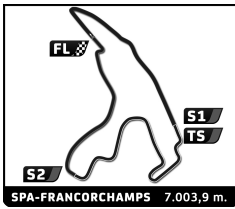
## Spa Euro Race

### Free Practice 1

## Sector Analysis

— Invalidated Lap    ■ Personal Best    ■ Session Best    B Crossing the pit lane

Lap	D	Time	Sector 1	Sector 2	Sector 3	T.Spd	Elapsed	Lap	D	Time	Sector 1	Sector 2	Sector 3	T.Spd	Elapsed	
<b>297</b>		<b>Project 29:7 Racing</b>					Ginetta G56 GTA					TCR Cupra Supersport				
		1. Carl GARNETT					Britcar Trophy									
		2. Jonathan MOORE														
1	1	9:43.875	7:31.748	1:26.175	45.952	178.5	9:43.875	1	1	5:00.531	2:05.955	1:56.066	58.510	124.7	5:00.531	
2	1	2:55.414	49.417	<b>1:19.671</b>	46.326	200.7	12:39.289	2	1	3:27.394	58.269	1:37.506	51.619	152.5	8:27.925	
3	1	2:54.992	49.132	1:21.027	44.833	208.9	15:34.281	3	1	3:25.582	56.378	1:38.788	<b>50.416</b>	170.3	11:53.507	
4	1	2:56.139	<b>48.659</b>	1:23.217	<b>44.263</b>	206.9	18:30.420	4	1	3:18.480	54.588	1:32.595	51.297	182.7	15:11.987	
5	1	<b>2:54.899</b>	49.345	1:19.934	45.620	196.7	21:25.319	5	1	3:30.963	1:03.673	1:36.500	50.790	176.2	18:42.950	
6	1	3:34.932 B	54.595	1:29.772	1:10.565	149.8	25:00.251	6	1	<b>3:14.894</b>	<b>53.283</b>	<b>1:31.050</b>	50.561	173.6	21:57.844	
7	1	7:24.295 B	4:30.472	1:39.705	1:14.118	141.0	32:24.546	7	1	3:36.870	1:02.080	1:37.045	57.745	147.3	25:34.714	
<b>302</b>		<b>DWS Racing</b>					TCR Cupra Supersport									
		1. Laurens DE WIT														
		2. Fabian SCHOONHOVEN														
1	1	3:34.834	1:14.647	1:32.014	48.173	168.5	3:34.834	1	1	3:46.815	1:37.189	1:25.444	44.182	173.4	3:46.815	
2	1	3:03.537	50.644	1:25.853	47.040	207.3	6:38.371	2	1	2:53.943	51.872	1:19.577	<b>42.494</b>	195.7	6:40.758	
3	1	2:58.587	50.179	1:22.730	45.678	213.9	9:36.958	3	1	2:46.687	46.742	1:17.273	42.672	210.1	9:27.445	
4	1	<b>2:56.760</b>	49.498	<b>1:22.365</b>	<b>44.897</b>	217.3	12:33.718	4	1	<b>2:46.381</b>	46.872	<b>1:16.512</b>	42.997	216.9	12:13.826	
5	1	3:09.131 B	<b>49.085</b>	1:24.768	55.278	214.3	15:42.849	5	1	3:06.322 B	<b>45.689</b>	1:21.674	58.959	201.5	15:20.148	
6	1	5:28.013	3:12.662	1:27.676	47.675	184.3	21:10.862									
7	1	3:11.611	52.523	1:26.750	52.338	196.7	24:22.473									
8	1	3:42.394 B	1:01.388	1:36.080	1:04.926	154.5	28:04.867									
<b>305</b>		<b>Ferry Monster Autosport</b>					TCR Cupra Supersport									
		1. Bert DE HEUS														
1	1	11:03.100	8:30.500	1:39.687	52.913	151.5	11:03.100	1	1	13:41.041	...	1:35.927	54.259	159.1	13:41.041	
2	1	3:07.882	50.693	1:27.481	49.708	205.3	14:10.982	2	1	<b>3:15.109</b>	<b>52.138</b>	<b>1:31.330</b>	51.641	187.8	16:56.150	
3	1	<b>3:03.953</b>	50.511	<b>1:26.205</b>	<b>47.237</b>	190.5	17:14.935	3	1	3:16.864	52.408	1:31.981	52.475	189.1	20:13.014	
4	1	3:08.512	<b>50.445</b>	1:29.643	48.424	205.3	20:23.447	4	1	3:40.396 B	53.716	1:36.163	1:10.517	185.9	23:53.410	
5	1	3:18.532	54.376	1:29.956	54.200	173.9	23:41.979	5	1	9:25.163	6:54.952	1:35.491	54.720	175.6	33:18.573	
								6	1	3:23.144	54.134	1:38.270	<b>50.740</b>	176.8	36:41.717	
								7	1	3:19.715	56.204	1:31.603	51.908	185.2	40:01.432	
<b>321</b>		<b>Koopman Racing</b>					BMW M4 GT4 F82									
		1. Emile DRUMMEN					Supersport									
		2. Tom DRUMMEN														
1	1	9:10.531	6:52.500	1:28.881	49.150	173.6	9:10.531	1	1	6:39.323	4:01.874	1:42.950	54.499	148.4	6:39.323	
2	1	3:05.331	50.493	1:27.438	<b>47.400</b>	185.2	12:15.862	2	1	3:24.373	56.973	1:34.967	52.433	176.5	10:03.696	
3	1	<b>3:03.529</b>	<b>49.346</b>	1:25.995	48.188	194.9	15:19.391	3	1	3:16.268	53.931	1:32.208	<b>50.129</b>	181.5	13:19.964	
4	1	3:09.491 B	50.807	<b>1:25.571</b>	53.113	203.4	18:28.882	4	1	<b>3:15.130</b>	<b>52.903</b>	<b>1:30.971</b>	51.256	186.2	16:35.094	
5	1	6:23.137 B	3:40.093	1:27.883	1:15.161	177.0	24:52.019	5	1	3:33.487 B	53.900	1:32.946	1:06.641	185.9	20:08.581	
6	1	6:31.702	3:52.457	1:39.271	59.974	141.4	31:23.721	6	1	6:29.702 B	3:37.256	1:43.369	1:09.077	139.2	26:38.283	
<b>332</b>		<b>Koopman Racing</b>					BMW M4 GT4 F82									
		1. Maik BROERSEN					Supersport									
		2. Frank BROERSEN														
1	1	5:09.019	2:22.958	1:52.285	53.776	126.6	5:09.019	1	1	8:38.523	5:48.206	1:50.060	1:00.257	128.6	8:38.523	
2	1	3:32.555	1:01.754	1:37.950	52.851	135.7	8:41.574	2	1	<b>3:37.181</b>	1:02.023	<b>1:37.627</b>	<b>57.531</b>	164.4	12:15.704	
3	1	3:19.285	54.130	1:35.753	<b>49.402</b>	170.9	12:00.859	3	1	3:39.780	<b>1:00.290</b>	1:40.663	58.827	175.0	15:55.484	
4	1	3:20.700	53.201	1:34.121	53.378	154.1	15:21.559	4	1	3:45.065	1:02.664	1:41.168	1:01.233	151.0	19:40.549	
5	1	3:19.682	52.908	1:36.423	50.351	208.9	18:41.241	5	1	4:03.251 B	1:03.686	1:42.770	1:16.795	157.4	23:43.800	
6	1	<b>3:12.636</b>	<b>51.075</b>	<b>1:31.852</b>	49.709	174.5	21:53.877	6	1	6:25.232 B	3:20.760	1:48.987	1:15.485	134.7	30:09.032	
7	1	3:38.888	1:03.777	1:37.494	57.617	144.2	25:32.765									
8	1	3:49.245	1:01.649	1:48.509	59.087	156.5	29:22.010									
9	1	3:48.410	1:01.897	1:46.583	59.930	144.6	33:10.420									
10	1	3:50.362	1:00.990	1:49.743	59.629	137.2	37:00.782									
11	1	3:56.206 B	1:00.515	1:45.473	1:10.218	155.6	40:56.988									
<b>359</b>		<b>Protasov Racing Team</b>					TCR Cupra Supersport									
		1. Nitesh PAL														
		2. Sergii PUSTOVOITENKO														
1	1	5:00.531	2:05.955	1:56.066	58.510	124.7	5:00.531	1	1	3:46.815	1:37.189	1:25.444	44.182	173.4	3:46.815	
2	1	3:27.394	58.269	1:37.506	51.619	152.5	8:27.925	2	1	2:53.943	51.872	1:19.577	<b>42.494</b>	195.7	6:40.758	
3	1	3:25.582	56.378	1:38.788	<b>50.416</b>	170.3	11:53.507	3	1	2:46.687	46.742	1:17.273	42.672	210.1	9:27.445	
4	1	3:18.480	54.588	1:32.595	51.297	182.7	15:11.987	4	1	<b>2:46.381</b>	46.872	<b>1:16.512</b>	42.997	216.9	12:13.826	
5	1	3:30.963	1:03.673	1:36.500	50.790	176.2	18:42.950	5	1	3:06.322 B	<b>45.689</b>	1:21.674	58.959	201.5	15:20.148	
6	1	<b>3:14.894</b>	<b>53.283</b>	<b>1:31.050</b>	50.561	173.6	21:57.844									
7	1	3:36.870	1:02.080	1:37.045	57.745	147.3	25:34.714									
8	1	3:48.940	1:01.184	1:48.170	59.586	152.5	29:23.654									
9	1	4:00.945 B	1:01.858	1:46.341	1:12.746	150.0	33:24.599									
10	1	9:12.859	6:29.754	1:44.410	58.695	136.5	42:37.458									
<b>411</b>		<b>TEAM Süßenguth</b>					Porsche 991 GT3 CUP GEN II					P9 challenge				
		1. Manuel SÜßENGUTH														
1	1	3:46.815	1:37.189	1:25.444	44.182	173.4	3:46.815	1	1	13:41.041	...	1:35.927	54.259	159.1	13:41.041	
2	1	2:53.943	51.872	1:19.577	<b>42.494</b>	195.7	6:40.758	2	1	<b>3:15.109</b>	<b>52.138</b>	<b>1:31.330</b>	51.641	187.8	16:56.150	
3	1	2:46.687	46.742	1:17.273	42.672	210.1	9:27.445	3	1	3:16.864	52.408	1:31.981	52.475	189.1	20:13.014	
4	1	<b>2:46.381</b>	46.872	<b>1:16.512</b>	42.997	216.9	12:13.826	4	1	3:40.396 B	53.716	1:36.163	1:10.517	185.9	23:53.410	
5	1	3:06.322 B	<b>45.689</b>	1:21.674	58.959	201.5	15:20.148	5	1	9:25.163	6:54.952	1:35.491	54.720	175.6	33:18.573	
<b>501</b>		<b>Traxx Racing Team</b>					Alpine A110 Sport									
		1. Chris VOET														
1	1	13:41.041	...	1:35.927	54.259	159.1	13:41.041	1	1	6:39.323	4:01.874	1:42.950	54.499	148.4	6:39.323	
2	1	<b>3:15.109</b>	<b>52.138</b>	<b>1:31.330</b>	51.641	187.8	16:56.150	2	1	3:24.373	56.973	1:34.967	52.433	176.5	10:03.696	
3	1	3:16.864	52.408	1:31.981	52.475	189.1	20:13.014	3	1	3:16.268	53.931	1:32.208	<b>50.129</b>	181.5	13:19.964	
4	1	3:40.396 B	53.716	1:36.163	1:10.517	185.9	23:53.410	4	1	<b>3:15.130</b>	<b>52.903</b>	<b>1:30.971</b>	51.256	186.2	16:35.094	
5	1	9:25.163	6:54.952	1:35.491	54.720	175.6	33:18.573	5	1	3:33.487 B	53.900	1:32.946	1:06.641	185.9	20:08.581	
6	1	3:23.144	54.134	1:38.270	<b>50.740</b>	176.8	36:41.717	6	1	6:29.702 B	3:37.256	1:43.369	1:09.077	139.2	26:38.283	
7	1	3:19.715	56.204	1:31.603	51.908	185.2	40:01.432									
<b>502</b>		<b>Spirit Racing Team</b>					Renault Clio Evo Sport									
		1. Rob NIEMAN														
1	1	6:39.323	4:01.874	1:42.950	54.499	148.4	6:39.323	1	1	8:38.523	5:48.206	1:50.060	1:00.257	128.6	8:38.523	
2	1	3:24.373	56.973	1:34.967	52.433	176.5	10:03.696	2	1	<b>3:37.181</b>	1:02.023	<b>1:37.627</b>	<b>57.531</b>	164.4	12:15.704	
3	1	3:16.268	53.931	1:32.208	<b>50.129</b>	181.5	13:19.964	3	1	3:39.780	<b>1:00.290</b>	1:40.663	58.827	175.0	15:55.484	
4	1	<b>3:15.130</b>	<b>52.903</b>	<b>1:30.971</b>												



# Supercar Challenge-Britcar

## Spa Euro Race

### Free Practice 1

### Sector Analysis

— Invalidated Lap    ■ Personal Best    ■ Session Best    **B** Crossing the pit lane

Lap	D	Time	Sector 1	Sector 2	Sector 3	T.Sp	Elapsed	Lap	D	Time	Sector 1	Sector 2	Sector 3	T.Sp	Elapsed
<b>527</b>		<b>CP Motorsport</b>					BMW M2 Racing Sport								
		1. Henri GREVEN					2. Norbert DEKKER								
1	1	4:44.982	2:14.234	1:37.156	53.592	148.1	4:44.982								
2	1	3:18.541	55.963	1:31.302	51.276	189.5	8:03.523								
3	1	<b>3:12.575</b>	53.057	<b>1:28.957</b>	<b>50.561</b>	197.4	11:16.098								
4	1	3:14.329	<b>52.680</b>	1:30.092	51.557	191.8	14:30.427								
5	1	3:24.865 <b>B</b>	52.785	1:31.741	1:00.339	194.2	17:55.292								
6	1	5:25.546	2:44.883	1:42.086	58.577	157.7	23:20.838								
7	1	3:51.826	1:02.324	1:48.250	1:01.252	149.4	27:12.664								
8	1	4:09.034 <b>B</b>	1:04.678	1:47.555	1:16.801	162.4	31:21.698								
<b>604</b>		<b>H&amp;R Spezialfedern GmbH &amp; Co KG</b>					BMW M4 GT3 P9 challenge								
		1. Jürgen ALZEN					2. Timo SCHEIBNER								
1	1	8:09.118	6:04.251	1:21.308	43.559	197.4	8:09.118								
2	1	2:43.817	44.146	1:18.095	<b>41.576</b>	208.9	10:52.935								
3	1	<b>2:40.654</b>	<b>42.584</b>	<b>1:15.048</b>	43.022	224.5	13:33.589								
4	1	2:40.658	42.668	1:15.783	42.207	218.6	16:14.247								
5	1	3:50.810 <b>B</b>	1:04.538	1:32.665	1:13.607	159.1	20:05.057								
<b>721</b>		<b>Woodrow Motorsport</b>					BMW M3 Britcar Trophy								
		1. Christopher MURPHY													
1	1	15:44.187	...	1:45.080	1:01.259	141.7	15:44.187								
2	1	<b>3:29.566</b>	<b>59.254</b>	<b>1:34.182</b>	<b>56.130</b>	163.1	19:13.753								
3	1	3:39.280	1:03.996	1:36.918	58.366	151.3	22:53.033								
4	1	4:11.083 <b>B</b>	1:11.831	1:44.959	1:14.293	133.8	27:04.116								
5	1	11:42.068 <b>B</b>	8:22.102	1:58.212	1:21.754	135.2	38:46.184								
6	1	4:42.366 <b>B</b>	1:27.951	1:53.585	1:20.830	134.0	43:28.550								