

Supercar Challenge-Britcar

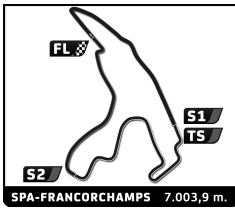
Spa Euro Race

Free Practice 2

Sector Analysis

— Invalidated Lap ■ Personal Best ■ Session Best ■ Crossing the pit lane

Lap	D	Time	Sector 1	Sector 2	Sector 3	T.Sp	Elapsed	Lap	D	Time	Sector 1	Sector 2	Sector 3	T.Sp	Elapsed	
2		Geoff Steel Racing					BMW M2					Ginetta G56 GTA				
		1. Peter MOULSDALE					Britcar GT					Britcar Trophy				
1	1	11:05.379	8:42.742	1:32.115	50.522	152.1	11:05.379	1	1	3:27.371	1:16.713	1:25.574	45.084	161.9	3:27.371	
2	1	2:58.550	48.210	1:24.133	46.207	201.1	14:03.929	2	1	4:10.742	50.595	2:20.651	59.496	138.5	7:38.113	
3	1	3:10.709 B	49.983	1:23.445	57.281	176.2	17:14.638	3	1	2:58.098	49.180	1:24.315	44.603	181.2	10:36.211	
4	1	18:26.405	...	1:27.555	47.405	161.7	35:41.043	4	1	2:55.688	49.162	1:22.041	44.485	191.5	13:31.899	
5	1	2:52.610	50.404	1:19.558	42.648	187.5	38:33.653	5	1	2:53.838	48.891	1:20.963	43.984	200.7	16:25.737	
6	1	2:45.399	46.597	1:17.066	41.736	206.5	41:19.052	6	1	2:53.675	48.734	1:20.732	44.209	203.4	19:19.412	
3		Box 3 Motorsport-Datum Motorsport					Ginetta G55 Hybrid					McLaren 570S				
		1. Nick CASEY					Britcar GT					Britcar GT				
1	1	9:21.467	6:10.714	2:00.556	1:10.197	70.2	9:21.467	7	1	2:51.806	48.504	1:19.542	43.760	206.5	22:11.218	
2	1	3:38.276 B	1:07.107	1:27.609	1:03.560	189.8	12:59.743	8	1	2:56.258	48.349	1:22.122	45.787	206.9	25:07.476	
4		Team Brit					BMW M4 GT4 EVO					Britcar GT				
		1. Noah COSBY					Britcar GT					Britcar GT				
		2. Asha SILVA					Britcar GT					Britcar GT				
1	1	3:37.762	1:23.209	1:28.083	46.470	165.1	3:37.762	8	1	2:52.740	47.133	1:21.850	43.757	185.9	29:11.713	
2	1	4:06.723	51.206	2:13.591	1:01.926	154.7	7:44.485	9	1	2:44.817	46.027	1:17.956	40.834	195.7	31:56.530	
3	1	3:07.278	50.570	1:28.765	47.943	190.8	10:51.763	10	1	2:41.254	45.083	1:16.114	40.057	219.5	34:37.784	
4	1	3:00.667	48.820	1:25.199	46.648	225.9	13:52.430	11	1	2:53.954 B	44.053	1:16.130	53.771	224.1	37:31.738	
5	1	2:59.400	47.507	1:23.506	48.387	210.5	16:51.830	12	1	3:23.523	1:45.725	1:48.084	141.0	6:57.332		
6	1	2:55.154	47.990	1:22.654	44.510	213.9	19:46.984	13	1	2:51.654	48.903	1:19.645	43.106	196.7	11:35.984	
7	1	3:02.616 B	47.510	1:22.349	52.757	212.2	22:49.600	14	1	3:27.599 B	45.747	1:26.785	1:15.067	216.4	17:55.237	
8	1	5:24.480	3:16.755	1:23.172	44.553	187.8	28:14.080	15	1	5:20.936	3:02.557	1:30.634	47.745	175.3	23:16.173	
9	1	2:51.169	46.571	1:21.334	43.264	225.5	31:05.249	16	1	3:02.800	53.201	1:25.395	44.204	180.0	26:18.973	
10	1	2:50.241	46.725	1:19.904	43.612	220.9	33:55.490	17	1	2:52.740	47.133	1:21.850	43.757	185.9	29:11.713	
11	1	2:49.830	46.249	1:20.355	43.226	231.3	36:45.320	18	1	2:44.817	46.027	1:17.956	40.834	195.7	31:56.530	
12	1	2:48.692	47.823	1:18.397	42.472	214.7	39:34.012	19	1	2:41.254	45.083	1:16.114	40.057	219.5	34:37.784	
13	1	2:47.005	47.102	1:17.281	42.622	228.3	42:21.017	20	1	2:53.954 B	44.053	1:16.130	53.771	224.1	37:31.738	
10		Wise Racing-Velocity Racing					Ginetta G56 GTA					Ginetta G56 EVO				
		1. Ian WILSON					Britcar Trophy					Britcar GT				
		2. Elliot WILSON					Britcar Trophy					Britcar GT				
1	1	3:48.307	1:28.300	1:29.941	50.066	140.3	3:48.307	1	1	3:38.697 B	1:21.583	1:23.487	53.627	184.9	3:38.697	
2	1	4:07.796	1:11.183	2:09.431	47.182	77.9	7:56.103	2	1	5:26.613	3:20.979	1:21.698	43.936	102.9	9:05.310	
3	1	3:00.587	50.995	1:22.956	46.636	180.9	10:56.690	3	1	2:50.316	47.223	1:19.444	43.649	226.9	11:55.626	
4	1	3:13.872 B	51.335	1:24.314	58.223	173.4	14:10.562	4	1	2:50.975	46.236	1:21.305	43.434	213.9	14:46.601	
5	1	7:10.940	5:00.067	1:25.350	45.523	165.9	21:21.502	5	1	2:50.241	46.719	1:19.783	43.739	232.8	17:36.842	
6	1	2:54.672	49.955	1:19.995	44.722	197.1	24:16.174	6	1	2:49.971	47.002	1:19.562	43.407	229.8	20:26.813	
7	1	2:51.467	49.115	1:18.621	43.731	201.5	27:07.641	7	1	2:59.411 B	46.868	1:21.990	50.553	231.8	23:26.224	
8	1	2:50.121	48.225	1:18.209	43.687	213.0	29:57.762	8	1	4:57.876	2:49.861	1:22.979	45.036	200.0	28:24.100	
9	1	2:48.480	48.043	1:17.506	42.931	210.9	32:46.242	9	1	2:51.772	48.355	1:19.568	43.849	225.0	31:15.872	
10	1	2:46.739	47.965	1:16.592	42.182	213.4	35:32.981	10	1	2:49.282	47.870	1:17.917	43.495	228.8	34:05.154	
11	1	2:47.861	47.499	1:15.457	44.905	215.1	38:20.842	11	1	2:47.628	47.312	1:17.110	43.206	232.8	36:52.782	
12	1	2:44.962	47.871	1:14.996	42.095	203.0	41:05.804	12	1	2:56.612 B	47.295	1:18.475	50.842	233.8	39:49.394	
47		Datum Motorsport					Ginetta G55 Hybrid					Ginetta G55 Hybrid				
		1. Marco ANASTASI					Britcar GT					Britcar GT				
		2. Maurizio SCIGLIO					Britcar GT					Britcar GT				
1	1	15:15.212	...	1:22.166	46.453	214.3	15:15.212	1	1	2:58.682	49.370	1:21.153	48.159	219.1	18:13.894	
2	1	2:58.682	49.370	1:21.153	48.159	219.1	18:13.894	2	1	3:02.880 B	49.614	1:20.007	53.259	216.4	21:16.774	
3	1	3:02.880 B	49.614	1:20.007	53.259	216.4	21:16.774	3	1	5:35.424	3:24.676	1:23.114	47.634	209.7	26:52.198	
4	1	5:35.424	3:24.676	1:23.114	47.634	209.7	26:52.198	4	1	2:59.368	49.577	1:22.510	47.281	205.3	29:51.566	
5	1	2:59.368	49.577	1:22.510	47.281	205.3	29:51.566	5	1	2:57.528	49.404	1:21.556	46.568	208.1	32:49.094	
6	1	2:57.528	49.404	1:21.556	46.568	208.1	32:49.094	6	1	2:53.911	48.824	1:19.564	45.523	216.9	35:43.005	
7	1	2:53.911	48.824	1:19.564	45.523	216.9	35:43.005	7	1	2:54.428	49.505	1:19.807	45.116	190.5	38:37.433	
8	1	2:54.428	49.505	1:19.807	45.116	190.5	38:37.433	8	1	2:53.301	49.679	1:19.204	44.418	184.9	41:30.734	
9	1	2:53.301	49.679	1:19.204	44.418	184.9	41:30.734	9	1							



Supercar Challenge-Britcar

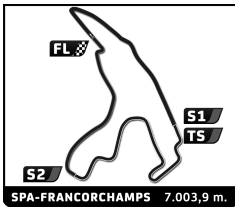
Spa Euro Race

Free Practice 2

Sector Analysis

— Invalidated Lap ■ Personal Best ■ Session Best B Crossing the pit lane

Lap	D	Time	Sector 1	Sector 2	Sector 3	T.Spd	Elapsed	Lap	D	Time	Sector 1	Sector 2	Sector 3	T.Spd	Elapsed	
60	EDF Motorsport 1.Ashley WOODMAN Ligier JS2R Britcar Trophy							1	1	3:30.540	1:19.248	1:25.419	45.873	184.0	3:30.540	
	2	1	4:12.223	49.963	2:19.389	1:02.871	177.0	7:42.763								
	3	1	3:00.844	50.123	1:24.533	46.188	198.2	10:43.607								
	4	1	2:56.588	50.316	1:20.905	45.367	209.3	13:40.195								
	5	1	3:08.752 B	50.399	1:21.163	57.190	215.1	16:48.947								
	6	1	6:41.128	4:10.124	1:38.142	52.862	172.8	23:30.075								
68	Team Brit 1.Bobby TRUNDLEY 2.Aaron MORGAN McLaren 570s GT4 Britcar GT							7	1	3:16.740	53.717	1:32.180	50.843	171.2	26:46.815	
	8	1	3:13.328	52.099	1:31.499	49.730	207.3	30:00.143								
	9	1	3:13.949	54.330	1:29.113	50.506	204.5	33:14.092								
	10	1	3:11.299	54.982	1:27.999	48.318	202.2	36:25.391								
	11	1	3:08.475	50.845	1:28.247	49.383	211.4	39:33.866								
	12	1	3:29.430 B	51.211	1:30.920	1:07.299	211.8	43:03.296								
	111	Koopman Racing 1.Marlon BIRDSALL BMW M6 GT3 GT-Division							1	1	8:29.481	5:59.109	1:47.254	43.118	75.0	8:29.481
		2	1	2:45.436	44.695	1:18.939	41.802	205.7	11:14.917							
		3	1	2:44.184	43.800	1:18.285	42.099	224.5	13:59.101							
		4	1	2:52.182 B	44.462	1:17.919	49.801	229.3	16:51.283							
	123	Woodrow Motorsport 1.Nathan WELLS BMW E46 M3 GTR Britcar GT							1	1	30:01.586	...	1:27.496	44.272	115.5	30:01.586
2		1	3:00.110 B	49.366	1:19.617	51.127	198.5	33:01.696								
124	Koopman Racing 1.Gilles VAN HOUTUM BMW M6 GT3 GT-Division							1	1	9:25.763	6:51.815	1:38.093	55.855	74.9	9:25.763	
	2	1	3:04.847	54.207	1:25.017	45.623	191.8	12:30.610								
	3	1	2:54.349	47.082	1:22.262	45.005	210.5	15:24.959								
	4	1	3:03.360 B	46.694	1:22.643	54.023	226.9	18:28.319								
140	NGT Racing 1.Mathias BEKE 2.Lex QUINTENS Porsche 992 GT3 Cup GT-Division							1	1	7:05.627	3:42.376	1:57.325	1:25.926	197.8	7:05.627	
	2	1	2:55.714	49.036	1:22.502	44.176	210.1	10:01.341								
	3	1	2:48.636	45.173	1:20.410	43.053	227.8	12:49.977								
	4	1	2:47.940	45.022	1:19.506	43.412	217.7	15:37.917								
	5	1	2:48.176	45.169	1:20.112	42.895	210.5	18:26.093								
	6	1	2:56.481 B	45.134	1:20.915	50.432	201.1	21:22.574								
	7	1	5:21.891	3:21.322	1:18.751	41.818	214.7	26:44.465								
	8	1	2:43.125	44.429	1:16.957	41.739	238.4	29:27.590								
	9	1	2:40.089	43.729	1:16.017	40.343	248.3	32:07.679								
	10	1	2:39.817	44.264	1:15.516	40.037	246.0	34:47.496								
	11	1	2:38.536	43.412	1:14.828	40.296	247.1	37:26.032								
	12	1	2:38.819	43.048	1:15.139	40.632	251.7	40:04.851								
150	Koopman Racing 1.Ivar MOENS BMW M6 GT3 GT-Division							1	1	7:38.487	4:08.776	2:22.956	1:06.755	87.0	7:38.487	
	2	1	3:12.276	52.353	1:32.664	47.259	181.2	10:50.763								
	3	1	3:09.866 B	47.859	1:25.280	56.727	216.0	14:00.629								
78	CWS 1.Colin WHITE Ginetta G55 Supercup Britcar GT							1	1	10:18.317	7:59.347	1:27.588	51.382	133.7	10:18.317	
	2	1	2:58.344	50.913	1:21.790	45.641	190.1	13:16.661								
	3	1	2:59.124	50.404	1:21.090	47.630	202.6	16:15.785								
	4	1	3:12.224 B	49.897	1:24.503	57.824	194.2	19:28.009								
	5	1	5:18.123	3:08.860	1:22.875	46.388	201.5	24:46.132								
	6	1	2:56.427	50.260	1:20.644	45.523	207.3	27:42.559								
	7	1	2:55.908	49.535	1:21.231	45.142	210.9	30:38.467								
	8	1	3:26.690 B	52.644	1:27.858	1:06.188	165.6	34:05.157								
82	Safeside-Hills Motorsport 1.Michael KNIBBS 2.Aiden HILLS Ginetta G55 Supercup Britcar GT							1	1	7:40.456	4:11.358	2:23.763	1:05.335	92.3	7:40.456	
	2	1	3:03.022	51.376	1:24.528	47.118	173.4	10:43.478								
	3	1	2:54.639	49.378	1:19.792	45.469	191.5	13:38.117								
	4	1	2:50.114	47.809	1:18.158	44.147	196.7	16:28.231								
	5	1	2:50.067	47.522	1:18.382	44.163	196.0	19:18.298								
	6	1	2:48.418	47.580	1:17.420	43.418	203.8	22:06.716								
	7	1	2:48.777	47.874	1:17.839	43.064	194.9	24:55.493								
	8	1	2:47.491	47.449	1:17.368	42.674	207.3	27:42.984								
	9	1	2:45.928	47.178	1:16.571	42.179	203.4	30:28.912								
	10	1	2:44.819	47.026	1:15.655	42.138	212.6	33:13.731								
	11	1	2:43.239	47.265	1:14.451	41.523	215.6	35:56.970								
	12	1	2:42.993	46.901	1:14.279	41.813	215.1	38:39.963								
	13	1	2:41.414	46.411	1:13.818	41.185	218.2	41:21.377								
95	JWA Engineering 1.David WARD 2.Andy CUMMINGS Ginetta G55 Britcar GT							1	1	22:05.515	...	1:26.692	48.166	189.1	22:05.515	
	2	1	3:03.018	51.528	1:24.433	47.057	222.2	25:08.533								



Supercar Challenge-Britcar

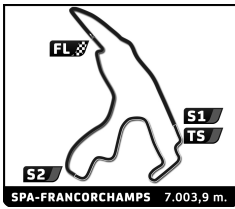
Spa Euro Race

Free Practice 2

Sector Analysis

— Invalidated Lap ■ Personal Best ■ Session Best B Crossing the pit lane

Lap	D	Time	Sector 1	Sector 2	Sector 3	T.Sp	Elapsed	Lap	D	Time	Sector 1	Sector 2	Sector 3	T.Sp	Elapsed
189 Addison Racing Aston Martin AMR GT4 Britcar GT 1. Martin ADDISON 2. Bill ADDISON															
1	1	3:20.956	1:08.456	1:25.760	46.740	183.7	3:20.956								
2	1	4:17.736	51.650	2:23.632	1:02.454	103.5	7:38.692								
3	1	2:56.829	47.862	1:24.174	44.793	193.5	10:35.521								
4	1	2:53.135	46.834	1:21.531	44.770	219.1	13:28.656								
5	1	2:51.802	46.636	1:21.101	44.065	222.7	16:20.458								
6	1	3:03.416 B	46.644	1:21.967	54.805	213.0	19:23.874								
7	1	4:59.594	2:33.664	1:35.878	50.052	165.4	24:23.468								
8	1	3:13.307	53.646	1:30.403	49.258	197.1	27:36.775								
9	1	3:07.323	51.113	1:27.503	48.707	191.8	30:44.098								
10	1	3:05.442	50.108	1:25.475	49.859	192.5	33:49.540								
11	1	3:00.058	49.309	1:24.559	46.190	214.3	36:49.598								
12	1	3:02.048	49.374	1:25.947	46.727	212.2	39:51.646								
13	1	2:59.840	49.969	1:22.769	47.102	211.8	42:51.486								
201 FEBO Racing Team Hyundai Elantra N TCR Supersport+ 1. Dennis DE BORST 2. Steff DE BORST															
1	1	4:26.046	2:01.549	1:30.755	53.742	154.7	4:26.046								
2	1	4:11.590	1:48.619	1:38.819	44.152	62.2	8:37.636								
3	1	2:51.864	47.837	1:20.393	43.634	207.7	11:29.500								
4	1	2:49.976	47.240	1:19.209	43.527	224.5	14:19.476								
5	1	3:34.678 B	1:04.972	1:32.116	57.590	137.9	17:54.154								
6	1	5:23.602	3:20.201	1:19.417	43.984	225.5	23:17.756								
7	1	2:47.789	46.079	1:18.272	43.438	225.9	26:05.545								
8	1	2:52.806 B	45.469	1:18.145	49.192	229.3	28:58.351								
9	1	6:30.900	4:24.277	1:21.244	45.379	185.2	35:29.251								
10	1	2:50.978	46.195	1:21.581	43.202	227.4	38:20.229								
11	1	2:38.270	44.333	1:13.602	40.335	235.3	40:58.499								
226 CP Motorsport BMW M4 GT4 EVO G82 Supersport+ 1. Valentijn GREVEN 2. Ricardo VAN DER ENDE															
1	1	3:16.401	1:06.175	1:23.082	47.144	218.6	3:16.401								
2	1	4:16.549	53.487	2:22.676	1:00.386	83.5	7:32.950								
3	1	2:53.357	47.897	1:20.786	44.674	236.3	10:26.307								
4	1	2:51.054	46.948	1:20.351	43.755	214.7	13:17.361								
5	1	2:49.534	46.315	1:19.764	43.455	240.0	16:06.895								
6	1	2:49.553	46.149	1:19.015	44.389	231.3	18:56.448								
7	1	2:48.389	46.237	1:18.907	43.245	236.3	21:44.837								
8	1	2:48.285	46.324	1:18.844	43.117	238.9	24:33.122								
9	1	2:48.228	46.296	1:19.148	42.784	239.5	27:21.350								
10	1	2:54.612 B	46.260	1:17.865	50.487	241.1	30:15.962								
11	1	4:51.756	2:31.244	1:30.497	50.015	128.3	35:07.718								
12	1	2:48.372	48.425	1:17.936	42.011	208.9	37:56.090								
13	1	2:43.657	46.213	1:16.370	41.074	241.6	40:39.747								
235 Koopman Racing BMW M4 GT4 EVO Supersport+ 1. Rogier DE LEEUW 2. Patrick DE VREEDE															
1	1	5:01.292	2:13.384	1:35.669	1:12.239	155.4	5:01.292								
2	1	4:26.138	1:57.107	1:35.391	53.640	78.4	9:27.430								
3	1	3:10.138	54.902	1:27.535	47.701	167.7	12:37.568								
4	1	3:02.507	49.181	1:25.422	47.904	187.2	15:40.075								
5	1	3:05.708	49.912	1:27.695	48.101	195.7	18:45.783								
6	1	3:19.917 B	52.292	1:26.087	1:01.538	173.4	22:05.700								
7	1	4:12.138	2:02.878	1:23.440	45.820	189.5	26:17.838								
8	1	2:53.840	47.709	1:21.410	44.721	195.3	29:11.678								
9	1	2:53.611	48.618	1:20.742	44.251	196.0	32:05.289								
10	1	2:55.929	47.251	1:21.620	47.058	224.1	35:01.218								
11	1	3:31.254 B	56.640	1:32.935	1:01.679	137.9	38:32.472								
273 Blueberry Racing BMW M4 GT4 EVO G82 Supersport+ 1. Berry VAN ELK															
1	1	6:56.654	3:20.970	2:05.471	1:30.213	139.0	6:56.654								
2	1	3:06.321	54.552	1:22.857	48.912	189.1	10:02.975								
3	1	2:59.820	50.134	1:21.489	48.197	192.9	13:02.795								
4	1	2:50.638	47.990	1:18.980	43.668	210.9	15:53.433								
5	1	2:47.842	46.393	1:18.526	42.923	225.5	18:41.275								
6	1	2:47.943	46.449	1:18.548	42.946	237.4	21:29.218								
7	1	3:10.590 B	46.323	1:25.264	59.003	207.7	24:39.808								
8	1	5:20.076	3:09.759	1:26.883	43.434	180.3	29:59.884								
9	1	2:46.794	46.894	1:18.274	41.626	206.5	32:46.678								
10	1	2:39.531	45.127	1:14.459	39.945	235.3	35:26.209								
11	1	2:35.461	44.109	1:12.003	39.349	243.2	38:01.670								
12	1	2:43.647 B	43.513	1:12.240	47.894	248.8	40:45.317								
282 CP Motorsport BMW M4 GT4 EVO G82 Supersport+ 1. Patrick GROOTSCHOLTEN 2. Daaf STEENTJES															
1	1	3:24.832	1:07.543	1:26.219	51.070	173.1	3:24.832								
2	1	4:17.170	52.287	2:20.834	1:04.049	146.5	7:42.002								
3	1	3:05.560	51.270	1:27.981	46.309	162.7	10:47.562								
4	1	2:56.932	48.456	1:22.185	46.291	193.2	13:44.494								
5	1	2:57.161	49.443	1:22.066	45.652	202.2	16:41.655								
6	1	2:53.175	47.921	1:20.404	44.850	203.8	19:34.830								
7	1	3:03.876 B	47.921	1:20.243	55.712	204.9	22:38.706								
8	1	4:59.668	2:45.875	1:25.986	47.807	210.9	27:38.374								
9	1	3:07.102	50.552	1:29.341	47.209	202.6	30:45.476								
10	1	3:03.199	51.340	1:24.651	47.208	213.4	33:48.675								
11	1	2:56.213	49.443	1:21.799	44.971	223.6	36:44.888								
12	1	2:56.879	49.044	1:22.248	45.587	202.6	39:41.767								
13	1	3:09.313 B	48.424	1:23.844	57.045	223.6	42:51.080								
297 Project 29:7 Racing Ginetta G56 GTA Britcar Trophy 1. Carl GARNETT 2. Jonathan MOORE															
1	1	3:42.872	1:25.732	1:26.441	50.699	162.7	3:42.872								
2	1	4:09.447	1:04.692	2:10.037	54.718	76.5	7:52.319								
3	1	3:09.339	48.401	1:24.540	56.398	206.1	11:01.658								
4	1	2:54.117	48.537	1:20.486	45.094	204.2	13:55.775								
5	1	3:06.303 B	49.171	1:21.681	55.451	183.7	17:02.078								



Supercar Challenge-Britcar

Spa Euro Race

Free Practice 2

Sector Analysis

— Invalidated Lap ■ Personal Best ■ Session Best B Crossing the pit lane

Lap	D	Time	Sector 1	Sector 2	Sector 3	T.Spd	Elapsed	Lap	D	Time	Sector 1	Sector 2	Sector 3	T.Spd	Elapsed							
6	1	9:12.352	6:58.021	1:27.605	46.726	189.1	26:14.430	5	1	3:01.760	49.278	1:25.974	46.508	210.1	17:55.504							
7	1	3:13.287	49.942	1:37.000	46.345	201.9	29:27.717	6	1	2:59.192	48.699	1:24.797	45.696	214.3	20:54.696							
8	1	2:59.865 B	49.474	1:19.063	51.328	203.8	32:27.582	7	1	3:14.892 B	48.667	1:29.065	57.160	207.7	24:09.588							
9	1	5:36.565	3:35.402	1:17.805	43.358	206.9	38:04.147	8	1	5:09.636	2:56.932	1:26.828	45.876	156.3	29:19.224							
10	1	2:50.026	47.613	1:20.599	41.814	211.4	40:54.173	9	1	2:55.906	47.462	1:23.515	44.929	228.3	32:15.130							
302 DWS Racing 1. Laurens DE WIT 2. Fabian SCHOONHOVEN TCR Cupra Supersport								10								1	2:54.449	47.442	1:22.325	44.682	221.8	35:09.579
								11								1	2:57.960	47.680	1:23.308	46.972	212.2	38:07.539
								12								1	3:10.309 B	47.652	1:24.787	57.870	225.0	41:17.848

1	1	3:44.583	1:30.916	1:27.634	46.033	158.6	3:44.583
2	1	4:05.662	1:11.649	2:08.758	45.255	79.7	7:50.245
3	1	3:01.775	49.365	1:24.578	47.832	217.7	10:52.020
4	1	3:10.578 B	49.155	1:23.686	57.737	220.0	14:02.598
5	1	14:24.917	...	1:28.424	46.138	167.2	28:27.515
6	1	2:58.074	50.680	1:22.405	44.989	204.9	31:25.589
7	1	2:54.799	49.480	1:21.596	43.723	215.1	34:20.388
8	1	2:48.641	48.171	1:17.432	43.038	223.6	37:09.029
9	1	2:45.124	47.241	1:15.787	42.096	224.5	39:54.153
10	1	3:14.223 B	53.300	1:25.649	55.274	166.4	43:08.376

306 Ferry Monster Autosport 1. Jordy VAN DER EIJK TCR Cupra Supersport								1								1	7:17.458	3:52.392	2:03.390	1:21.676	135.7	7:17.458
								2								1	3:05.564	51.741	1:27.775	46.048	178.5	10:23.022
								3								1	2:56.914	49.346	1:22.541	45.027	196.7	13:19.936
								4								1	2:53.925	48.390	1:20.596	44.939	200.7	16:13.861
								5								1	3:03.261 B	48.834	1:19.799	54.628	211.4	19:17.122
								6								1	6:01.969	3:56.615	1:21.447	43.907	186.5	25:19.091
								7								1	2:51.514	48.554	1:19.049	43.911	204.2	28:10.605
								8								1	3:00.618 B	48.333	1:20.108	52.177	194.2	31:11.223
								9								1	5:57.019	3:41.142	1:28.573	47.304	150.0	37:08.242
								10								1	2:55.015	50.863	1:20.304	43.848	184.0	40:03.257

321 Koopman Racing 1. Emile DRUMMEN 2. Tom DRUMMEN BMW M4 GT4 F82 Supersport								1								1	5:28.705	2:36.816	1:31.122	1:20.767	176.2	5:28.705
								2								1	4:02.081	1:36.858	1:31.329	53.894	172.8	9:30.786
								3								1	3:14.164	52.934	1:30.317	50.913	157.4	12:44.950
								4								1	3:07.448	50.881	1:28.781	47.786	193.5	15:52.398
								5								1	3:05.988	50.233	1:27.420	48.335	206.9	18:58.386
								6								1	3:05.860	51.036	1:27.279	47.545	198.5	22:04.246
								7								1	3:03.572	49.566	1:26.060	47.946	196.7	25:07.818
								8								1	3:13.015 B	50.372	1:26.584	56.059	213.4	28:20.833
								9								1	4:36.837	2:22.587	1:28.491	45.759	191.5	32:57.670
								10								1	2:57.078	48.159	1:23.967	44.952	220.0	35:54.748
								11								1	2:55.115	47.531	1:22.792	44.792	206.9	38:49.863
								12								1	2:55.608	47.615	1:23.014	44.979	215.1	41:45.471

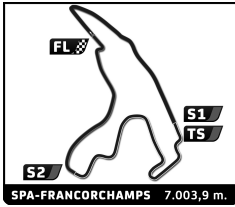
332 Koopman Racing 1. Maik BROERSEN 2. Frank BROERSEN BMW M4 GT4 F82 Supersport								1								1	4:13.736	1:40.379	1:41.067	52.290	156.5	4:13.736
								2								1	4:21.563	1:39.879	1:52.088	49.596	77.7	8:35.299
								3								1	3:11.033	50.785	1:31.189	49.059	178.5	11:46.332
								4								1	3:07.412	49.744	1:30.007	47.661	203.8	14:53.744

359 Protasov Racing Team 1. Nitesh PAL 2. Sergii PUSTOVOITENKO TCR Cupra Supersport								1								1	4:04.275	1:36.943	1:35.942	51.390	172.0	4:04.275
								2								1	4:27.089	1:38.925	1:57.228	50.936	72.2	8:31.364
								3								1	3:14.755	52.594	1:29.905	52.256	186.9	11:46.119
								4								1	3:16.340	53.654	1:31.070	51.616	175.0	15:02.459
								5								1	3:12.495	53.251	1:27.636	51.608	171.4	18:14.954
								6								1	3:28.023 B	52.902	1:30.145	1:04.976	176.2	21:42.977
								7								1	5:26.469	3:11.342	1:25.737	49.390	180.0	27:09.446
								8								1	3:02.181	51.377	1:23.622	47.182	194.9	30:11.627
								9								1	3:02.348	50.696	1:23.001	48.651	196.0	33:13.975
								10								1	3:12.267	57.050	1:26.798	48.419	182.1	36:26.242
								11								1	3:04.500	51.087	1:27.896	45.517	197.4	39:30.742
								12								1	3:01.627	51.503	1:22.863	47.261	190.5	42:32.369

411 TEAM Süßenguth 1. Manuel SÜßENGUTH Porsche 991 GT3 CUP GEN II P9 challenge								1								1	4:04.455	1:42.523	1:31.257	50.675	144.0	4:04.455
								2								1	4:04.038	1:32.324	1:49.970	41.744	78.9	8:08.493
								3								1	2:48.112	44.911	1:18.211	44.990	213.0	10:56.605
								4								1	2:50.004	46.625	1:20.829	42.550	225.0	13:46.609
								5								1	2:53.269 B	45.792	1:18.033	49.444	203.4	16:39.878
								6								1	4:29.271	2:28.787	1:18.340	42.144	194.9	21:09.149
								7								1	2:44.916	45.073	1:17.696	42.147	224.1	23:54.065
								8								1	3:06.613 B	52.194	1:20.439	53.980	218.2	27:00.678
								9								1	5:59.883	3:55.489	1:21.511	42.883	172.8	33:00.561
								10								1	2:42.058	45.025	1:15.352	41.681	248.3	35:42.619
								11								1	2:40.763	44.639	1:15.592	40.532	224.1	38:23.382
								12								1	2:37.605	44.330	1:13.611	39.664	220.0	41:00.987

501 Traxx Racing Team 1. Chris VOET Alpine A110 Sport								1								1	6:31.637 B	3:09.543	1:43.999	1:38.095	152.1	6:31.637
								2								1	3:57.701	1:35.879	1:31.598	50.224	179.7	10:29.338
								3								1	3:10.380	51.184	1:29.681	49.515	189.1	13:39.718
								4								1	3:11.384	51.987	1:30.308	49.089	210.9	16:51.102
								5								1	3:06.537	51.459	1:28.139	46.939	189.1	19:57.639
								6								1	3:01.757	49.909	1:26.164	45.684	201.1	22:59.396
								7								1	2:58.682	49.769	1:24.092	44.821	217.7	25:58.078
								8								1	3:18.773 B	49.346	1:29.193	1:00.234	213.4	29:16.851

502 Spirit Racing Team 1. Rob NIEMAN Renault Clio Evo Sport								1								1	7:30.669	4:01.445	2:12.019	1:17.205	155.8	7:30.669
--	--	--	--	--	--	--	--	---	--	--	--	--	--	--	--	---	----------	----------	----------	----------	-------	----------



Supercar Challenge-Britcar

Spa Euro Race

Free Practice 2

Sector Analysis

— Invalidated Lap ■ Personal Best ■ Session Best **B** Crossing the pit lane

Lap	D	Time	Sector 1	Sector 2	Sector 3	T.Spd	Elapsed	Lap	D	Time	Sector 1	Sector 2	Sector 3	T.Spd	Elapsed
2	1	3:24.049	55.438	1:34.943	53.668	177.6	10:54.718								
3	1	3:15.128	52.938	1:32.590	49.600	192.9	14:09.846								
4	1	3:19.152 B	52.634	1:29.795	56.723	183.7	17:28.998								

506	Spirit Racing Team	Renault Clio Evo Sport
	1.Christian DIJKHOF	

1	1	7:21.795 B	3:43.967	1:58.973	1:38.855	146.5	7:21.795
2	1	4:07.303	1:32.255	1:39.483	55.565	153.4	11:29.098
3	1	3:48.407 B	59.873	1:40.828	1:07.706	157.0	15:17.505

527	CP Motorsport	BMW M2 Racing Sport
	1.Henri GREVEN 2.Norbert DEKKER	

1	1	3:35.619	1:14.491	1:32.466	48.662	153.0	3:35.619
2	1	4:07.890	52.217	2:13.308	1:02.365	158.4	7:43.509
3	1	3:09.681	51.841	1:29.503	48.337	169.0	10:53.190
4	1	3:04.239	51.946	1:24.388	47.905	210.5	13:57.429
5	1	3:03.862	51.546	1:24.420	47.896	213.4	17:01.291
6	1	3:03.915	51.572	1:24.994	47.349	212.6	20:05.206
7	1	3:12.762 B	52.021	1:24.619	56.122	211.4	23:17.968
8	1	4:47.107	2:26.717	1:30.883	49.507	173.6	28:05.075
9	1	3:10.685	52.452	1:29.690	48.536	187.5	31:15.760
10	1	3:10.228	52.270	1:29.625	48.333	204.2	34:25.988
11	1	3:18.734 B	52.205	1:26.684	59.845	208.1	37:44.722