

Supercar Challenge-Britcar

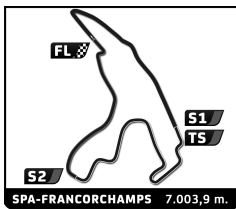
Spa Euro Race

Qualifying 1

Sector Analysis

— Invalidated Lap ■ Personal Best ■ Session Best B Crossing the pit lane

Lap D	Time	Sector 1	Sector 2	Sector 3	Kph	Elapsed	Lap D	Time	Sector 1	Sector 2	Sector 3	Kph	Elapsed
2 Geoff Steel Racing BMW M2 1.Peter MOULSDALE Britcar GT							17 Army Sport Car Racing Ginetta Supercup 1.Will ASHMORE Britcar GT 2.Jonathan CANDLER						
1	1	5:01.870	2:40.909	1:30.136	50.825	82.1	1	4:33.755	2:14.393	1:28.646	50.716	90.5	4:33.755
2	1	3:18.760	51.456	1:31.807	55.497	126.9	2	3:15.411 B	52.428	1:26.119	56.864	129.0	7:49.166
3	1	3:09.792	52.435	1:26.652	50.705	132.9	3	3:56.391	1:44.764	1:23.159	48.468	106.7	11:45.557
4	1	2:58.117	49.115	1:22.404	46.598	141.6	4	2:56.699	50.768	1:20.307	45.624	142.7	14:42.256
5	1	4:07.924 B	55.710	1:48.072	1:24.142	101.7	5	4:23.213 B	1:13.375	1:48.750	1:21.088	95.8	19:05.469
6	1	7:50.203	5:21.232	1:32.193	56.778	53.6							
7	1	3:27.988	57.336	1:37.851	52.801	121.2							
3 Box 3 Motorsport-Datum Motorsport Ginetta G55 Hybrid 1.Nick CASEY Britcar GT							22 Vortice Motorsport Ginetta G56 GTA 1.Archie BUTTLE Britcar Trophy						
1	1	3:50.750	1:21.922	1:33.786	55.042	107.4	1	3:48.096	1:20.065	1:31.253	56.778	108.6	3:48.096
2	1	3:10.103	55.600	1:24.767	49.736	132.6	2	3:11.056	54.201	1:26.919	49.936	132.0	6:59.152
3	1	3:13.891	53.892	1:30.174	49.825	130.0	3	3:02.434	52.719	1:23.672	46.043	138.2	10:01.586
4	1	2:58.263	49.869	1:21.465	46.929	141.4	4	3:00.825	50.972	1:23.835	46.018	139.4	13:02.411
5	1	3:28.200 B	49.323	1:21.286	1:17.591	121.1	5	3:31.213 B	50.286	1:24.700	1:16.227	119.4	16:33.624
6	1	9:28.068 B	6:37.808	1:47.687	1:02.573	44.4							
4 Team Brit BMW M4 GT4 EVO 1.Noah COSBY Britcar GT 2.Asha SILVA							23 FormEvo Racing McLaren 570S 1.Simon CLARK Britcar GT						
1	1	3:46.161	1:16.837	1:33.604	55.720	109.5	1	4:22.008	1:55.298	1:35.062	51.648	94.6	4:22.008
2	1	3:13.794	52.674	1:28.897	52.223	130.1	2	3:14.624 B	50.049	1:26.062	58.513	129.6	7:36.632
3	1	3:08.501	52.788	1:26.752	48.961	133.8	3	4:46.439	2:38.378	1:21.066	46.995	88.0	12:23.071
4	1	3:05.746	49.202	1:28.136	48.408	135.7	4	3:17.311 B	47.481	1:20.848	1:08.982	127.8	15:40.382
5	1	3:29.765 B	50.998	1:28.337	1:10.430	120.2	5	9:11.481	7:07.140	1:20.435	43.906	45.7	24:51.863
6	1	9:44.976	7:26.391	1:27.268	51.317	43.1	6	2:50.007	46.400	1:20.058	43.549	148.3	27:41.870
7	1	3:06.521	54.072	1:25.400	47.049	135.2							
8 Woodrow Motorsport BMW E46 M3 1.Callum BATES Britcar Trophy							25 Innovation Racing Ginetta G56 EVO 1.Thomas HOLLAND Britcar GT 2.James WEARING						
1	1	4:46.195	2:11.817	1:37.063	57.315	86.6	1	4:15.457	1:53.722	1:30.839	50.896	97.0	4:15.457
2	1	3:32.764 B	56.744	1:31.603	1:04.417	118.5	2	3:13.419 B	52.248	1:25.813	55.358	130.4	7:28.876
3	1	4:06.848	1:39.134	1:34.072	53.642	102.1	3	4:41.858	2:21.682	1:29.902	50.274	89.5	12:10.734
4	1	3:32.590 B	51.835	1:25.660	1:15.095	118.6	4	3:01.441	49.899	1:23.574	47.968	139.0	15:12.175
5	1	9:27.446	7:15.983	1:23.547	47.916	44.4	5	4:02.945 B	1:07.771	1:39.549	1:15.625	103.8	19:15.120
6	1	2:57.433	49.745	1:21.594	46.094	142.1	6	7:11.622	4:48.771	1:28.058	54.793	58.4	26:26.742
7	1						7	2:58.996	49.517	1:23.326	46.153	140.9	29:25.738
10 Wise Racing-Velocity Racing Ginetta G56 GTA 1.Ian WILSON Britcar Trophy 2.Elliot WILSON							47 Datum Motorsport Ginetta G55 Hybrid 1.Marco ANASTASI Britcar GT 2.Maurizio SCIGLIO						
1	1	4:40.520 B	1:56.663	1:38.263	1:05.594	88.3	1	4:24.645	1:50.735	1:38.377	55.533	93.6	4:24.645
2	1	4:26.740	2:06.234	1:29.970	50.536	94.5	2	3:32.166 B	54.080	1:33.303	1:04.783	118.8	7:56.811
3	1	3:10.482	53.479	1:28.266	48.737	132.4	3	3:36.993	1:19.734	1:27.767	49.492	116.2	11:33.804
4	1	3:30.866 B	52.056	1:25.340	1:13.470	119.6	4	3:02.501	50.656	1:24.207	47.638	138.2	14:36.305
5	1	9:33.518	7:20.671	1:24.008	48.839	44.0	5	4:20.660 B	1:03.615	1:42.077	1:34.968	96.7	18:56.965
6	1	3:02.369	51.857	1:22.744	47.768	138.3	6	7:38.940	5:11.710	1:32.485	54.745	54.9	26:35.905
7	1						7	3:28.003	53.578	1:38.357	56.068	121.2	30:03.908
60 EDF Motorsport Ligier JS2R 1.Ashley WOODMAN Britcar Trophy							60 EDF Motorsport Ligier JS2R 1.Ashley WOODMAN Britcar Trophy						
1	1	3:44.673	1:16.066	1:33.485	55.122	110.3	1	3:44.673	1:16.066	1:33.485	55.122	110.3	3:44.673



Supercar Challenge-Britcar

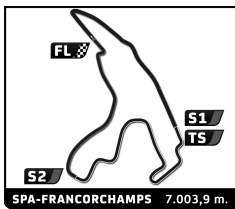
Spa Euro Race

Qualifying 1

Sector Analysis

— Invalidated Lap ■ Personal Best ■ Session Best ■ Crossing the pit lane

Lap	D	Time	Sector 1	Sector 2	Sector 3	Kph	Elapsed	Lap	D	Time	Sector 1	Sector 2	Sector 3	Kph	Elapsed
67 Geoff Steel Racing BMW M3 Britcar GT 1. Julian MCBRIDE															
2	1	3:14.071	53.480	1:28.710	51.881	129.9	6:58.744	6	1	3:07.327	52.724	1:25.695	48.908	134.6	29:28.313
3	1	3:10.794	52.467	1:27.816	50.511	132.2	10:09.538	1	1	4:05.349	1:46.442	1:29.158	49.749	101.0	4:05.349
4	1	3:07.718	51.634	1:26.504	49.580	134.3	13:17.256	2	1	3:02.159	49.182	1:24.468	48.509	138.4	7:07.508
5	1	3:29.605 B	51.336	1:28.867	1:09.402	120.3	16:46.861	3	1	3:00.211	48.298	1:24.267	47.646	139.9	10:07.719
6	1	9:44.961	7:23.924	1:28.635	52.402	43.1	26:31.822	4	1	2:51.329	46.544	1:20.609	44.176	147.2	12:59.048
7	1	3:09.243	52.735	1:27.594	48.914	133.2	29:41.065	5	1	3:24.115 B	45.862	1:19.779	1:18.474	123.5	16:23.163
68 Team Brit McLaren 570s GT4 Britcar GT 1. Bobby TRUNDLEY 2. Aaron MORGAN															
1	1	4:59.421	2:31.275	1:34.539	53.607	82.7	4:59.421	6	1	8:56.353	6:50.346	1:22.028	43.979	47.0	25:19.516
2	1	3:15.223	53.423	1:29.001	52.799	129.2	8:14.644	7	1	2:51.873	47.207	1:21.045	43.621	146.7	28:11.389
3	1	3:09.914	53.031	1:27.347	49.536	132.8	11:24.558	1	1	3:13.623	58.153	1:27.100	48.370	128.0	3:13.623
4	1	3:04.150	51.221	1:24.499	48.430	136.9	14:28.708	2	1	2:58.626	48.670	1:24.503	45.453	141.2	6:12.249
5	1	4:12.651 B	57.585	1:47.388	1:27.678	99.8	18:41.359	3	1	3:00.949	50.653	1:23.481	46.815	139.3	9:13.198
6	1	7:50.162	5:20.255	1:35.334	54.573	53.6	26:31.521	4	1	2:56.132	46.852	1:22.426	46.854	143.2	12:09.330
7	1	3:12.709	54.076	1:29.831	48.802	130.8	29:44.230	5	1	2:54.990	47.312	1:23.546	44.132	144.1	15:04.320
78 CWS Ginetta G55 Supercup Britcar GT 1. Colin WHITE															
1	1	3:31.784	1:18.618	1:27.054	46.112	117.0	3:31.784	6	1	4:06.936 B	1:00.245	1:44.148	1:22.543	102.1	19:11.256
2	1	2:50.115	46.247	1:20.449	43.419	148.2	6:21.899	7	1	7:22.114 B	4:52.326	1:27.157	1:02.631	57.0	26:33.370
3	1	2:51.663	46.644	1:20.250	44.769	146.9	9:13.562	1	1	4:12.669	1:59.572	1:26.797	46.300	98.1	4:12.669
4	1	2:55.857	47.505	1:21.770	46.582	143.4	12:09.419	2	1	2:59.865	49.283	1:24.893	45.689	140.2	7:12.534
5	1	2:49.487	45.784	1:19.662	44.041	148.8	14:58.906	3	1	2:57.982	51.488	1:22.044	44.450	141.7	10:10.516
6	1	4:09.684 B	1:03.103	1:44.761	1:21.820	101.0	19:08.590	4	1	2:54.325	50.393	1:19.960	43.972	144.6	13:04.841
7	1	7:19.080	4:57.901	1:27.703	53.476	57.4	26:27.670	5	1	3:33.052 B	49.023	1:24.633	1:19.396	118.3	16:37.893
8	1	2:51.364	47.867	1:20.474	43.023	147.1	29:19.034	6	1	8:46.376	6:37.131	1:20.973	48.272	47.9	25:24.269
82 Safeside-Hills Motorsport Ginetta G55 Supercup Britcar GT 1. Michael KNIBBS 2. Aiden HILLS															
1	1	4:58.422 B	2:03.930	1:39.368	1:15.124	83.0	4:58.422	7	1	2:50.904	48.510	1:18.735	43.659	147.5	28:15.173
2	1	20:52.092	...	1:25.838	48.043	20.1	25:50.514	1	1	4:12.669	1:59.572	1:26.797	46.300	98.1	4:12.669
3	1	2:59.529	50.328	1:22.363	46.838	140.4	28:50.043	2	1	2:59.865	49.283	1:24.893	45.689	140.2	7:12.534
1	1	4:47.512	2:25.895	1:29.182	52.435	86.2	4:47.512	3	1	2:57.982	51.488	1:22.044	44.450	141.7	10:10.516
2	1	3:10.606	54.586	1:26.245	49.775	132.3	7:58.118	4	1	2:54.325	50.393	1:19.960	43.972	144.6	13:04.841
3	1	3:05.987	51.757	1:25.737	48.493	135.6	11:04.105	5	1	3:33.052 B	49.023	1:24.633	1:19.396	118.3	16:37.893
4	1	3:01.024	49.526	1:23.747	47.751	139.3	14:05.129	6	1	8:46.376	6:37.131	1:20.973	48.272	47.9	25:24.269
5	1	4:09.496 B	50.339	1:53.157	1:26.000	101.1	18:14.625	7	1	7:22.114 B	4:52.326	1:27.157	1:02.631	57.0	26:33.370
6	1	7:59.758	5:39.802	1:30.289	49.667	52.6	26:14.383	1	1	4:06.936 B	1:00.245	1:44.148	1:22.543	102.1	19:11.256
7	1	3:00.895	50.573	1:24.226	46.096	139.4	29:15.278	2	1	2:56.132	46.852	1:22.426	46.854	143.2	12:09.330
88 Woodrow Motorsport BMW E46 M3 GTR Britcar GT 1. Nathan WELLS															
1	1	3:36.011	1:08.355	1:36.023	51.633	114.7	3:36.011	3	1	2:57.982	51.488	1:22.044	44.450	141.7	10:10.516
2	1	3:10.550	55.065	1:28.180	47.305	132.3	6:46.561	4	1	2:54.325	50.393	1:19.960	43.972	144.6	13:04.841
3	1	3:01.312	50.018	1:26.270	45.024	139.1	9:47.873	5	1	3:33.052 B	49.023	1:24.633	1:19.396	118.3	16:37.893
4	1	2:57.052	48.947	1:23.462	44.643	142.4	12:44.925	6	1	8:46.376	6:37.131	1:20.973	48.272	47.9	25:24.269
5	1	3:16.814 B	47.846	1:22.193	1:06.775	128.1	16:01.739	7	1	7:22.114 B	4:52.326	1:27.157	1:02.631	57.0	26:33.370
6	1	10:29.317 B	7:50.464	1:36.463	1:02.390	40.1	26:31.056	1	1	4:12.669	1:59.572	1:26.797	46.300	98.1	4:12.669
95 JWA Engineering Ginetta G55 Britcar GT 1. David WARD 2. Andy CUMMINGS															
1	1	5:08.240	2:22.686	1:47.203	58.351	80.4	5:08.240	2	1	2:59.865	49.283	1:24.893	45.689	140.2	7:12.534
2	1	3:26.863	57.371	1:36.102	53.390	121.9	8:35.103	3	1	2:57.982	51.488	1:22.044	44.450	141.7	10:10.516
3	1	3:52.432 B	56.056	1:44.405	1:11.971	108.5	12:27.535	4	1	2:54.325	50.393	1:19.960	43.972	144.6	13:04.841
4	1	5:49.274 B	2:33.467	1:48.278	1:27.529	72.2	18:16.809	5	1	3:33.052 B	49.023	1:24.633	1:19.396	118.3	16:37.893
5	1	8:04.177	5:39.140	1:29.054	55.983	52.1	26:20.986	6	1	8:46.376	6:37.131	1:20.973	48.272	47.9	25:24.269
1	1	3:47.192	1:30.968	1:25.507	50.717	109.0	3:47.192	7	1	7:22.114 B	4:52.326	1:27.157	1:02.631	57.0	26:33.370
2	1	3:04.046	52.277	1:27.258	44.511	137.0	6:51.238	1	1	4:06.936 B	1:00.245	1:44.148	1:22.543	102.1	19:11.256
3	1	2:52.271	47.074	1:20.869	44.328	146.4	9:43.509	2	1	2:56.132	46.852	1:22.426	46.854	143.2	12:09.330
4	1	2:49.219	46.302	1:20.265	42.652	149.0	12:32.728	3	1	2:57.982	51.488	1:22.044	44.450	141.7	10:10.516
5	1	3:20.449 B	45.984	1:19.694	1:14.771	125.8	15:53.177	4	1	2:54.325	50.393	1:19.960	43.972	144.6	13:04.841
6	1	10:10.724 B	7:48.814	1:22.403	59.507	41.3	26:03.901	5	1	3:33.052 B	49.023	1:24.633	1:19.396	118.3	16:37.893
111 Koopman Racing BMW M6 GT3 GT-Division 1. Marlon BIRDSALL															
1	1	3:47.192	1:30.968	1:25.507	50.717	109.0	3:47.192	6	1	8:56.353	6:50.346	1:22.028	43.979	47.0	25:19.516
2	1	3:04.046	52.277	1:27.258	44.511	137.0	6:51.238	7	1	2:51.873	47.207	1:21.045	43.621	146.7	28:11.389
3	1	2:52.271	47.074	1:20.869	44.328	146.4	9:43.509	1	1	4:05.349	1:46.442	1:29.158	49.749	101.0	4:05.349
4	1	2:49.219	46.302	1:20.265	42.652	149.0	12:32.728	2	1	3:02.159	49.182	1:24.468	48.509	138.4	7:07.508
5	1	3:20.449 B	45.984	1:19.694	1:14.771	125.8	15:53.177	3	1	3:00.211	48.298	1:24.267	47.646	139.9	10:07.719
6	1	10:10.724 B	7:48.814	1:22.403	59.507	41.3	26:03.901	4	1	2:51.329	46.544	1:20.609	44.176	147.2	12:59.048
118 Koopman Racing BMW M6 GT3 GT-Division 1. Harry BARTON															
1	1	3:47.192	1:30.968	1:25.507	50.717	109.0	3:47.192	5	1	3:24.115 B	45.862	1:19.779	1:18.474	123.5	16:23.163
2	1	3:04.046	52.277	1:27.258	44.511	137.0	6:51.238	6	1	8:56.353	6:50.346	1:22.028	43.979	47.0	25:19.516
3	1	2:52.271	47.074	1:20.869	44.328	146.4	9:43.509	7	1	2:51.873	47.207	1:21.045	43.621	146.7	28:11.389
4	1	2:49.219	46.302	1:20.265	42.652	149.0	12:32.728	1	1	4:05.349	1:46.442	1:29.158	49.749	101.0	4:05.349
5	1	3:20.449 B	45.984	1:19.694	1:14.771	125.8	15:53.177	2	1	3:02.159	49.182	1:24.468	48.509	138.4	7:07.508
6	1	10:10.724 B	7:48.814	1:22.403	59.507	41.3	26:03.901	3	1	3:00.211	48.298	1:24.267	47.646	139.9	10:07.719
123 Woodrow Motorsport BMW E46 M3 GTR Britcar GT 1. Nathan WELLS															
1	1	3:47.192	1:30.968	1:25.507	50.717	109.0	3:47.192	4	1	2:56.132	46.852	1:22.426	46.854	143.2	12:09.330
2	1	3:04.046	52.277	1:27.258	44.511	137.0	6:51.238	5	1	2:54.990	47.312	1:23.546	44.132	144.1	15:04.320
3	1	2:52.271	47.074	1:20.869	44.328	146.4	9:43.509	6	1	4:06.936 B	1:00.245	1:44.148	1:22.543	102.1	19:11.256
4	1	2:49.219	46.302	1:20.265	42.652	149.0	12:32.728	7	1	7:22.114 B	4:52.326	1:27.157	1:02.631	57.0	26:33.370
5	1	3:20.449 B	45.984	1:19.694	1:14.771	125.8	15:53.177	1	1	4:12.					



Supercar Challenge-Britcar

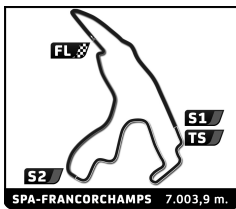
Spa Euro Race

Qualifying 1

Sector Analysis

— Invalidated Lap ■ Personal Best ■ Session Best ■ Crossing the pit lane

Lap	D	Time	Sector 1	Sector 2	Sector 3	Kph	Elapsed	Lap	D	Time	Sector 1	Sector 2	Sector 3	Kph	Elapsed		
140	NGT Racing 1. Mathias BEKE 2. Lex QUINTENS Porsche 992 GT3 Cup GT-Division							235	Koopman Racing 1. Rogier DE LEEUW 2. Patrick DE VREEDE BMW M4 GT4 EVO Supersport+								
	1	1	4:32.883	2:08.902	1:33.087	50.894	90.8		4:32.883	1	1	3:00.023	49.711	1:23.537	46.775	137.6	3:00.023
	2	1	3:07.574	50.651	1:27.211	49.712	134.4		7:40.457	2	1	2:56.609	48.449	1:22.665	45.495	142.8	5:56.632
	3	1	2:56.797	47.216	1:23.531	46.050	142.6		10:37.254	3	1	2:53.274	48.094	1:21.081	44.099	145.5	8:49.906
	4	1	2:57.236	46.860	1:24.569	45.807	142.3		13:34.490	4	1	2:55.136	47.604	1:21.508	46.024	144.0	11:45.042
	5	1	3:23.582 B	47.352	1:30.808	1:05.422	123.9		16:58.072	5	1	2:52.460	47.403	1:20.748	44.309	146.2	14:37.502
	6	1	9:01.306	6:43.423	1:28.591	49.292	46.6		25:59.378	6	1	4:16.072 B	1:01.456	1:41.733	1:32.883	98.5	18:53.574
	7	1	2:53.988	46.519	1:23.106	44.363	144.9		28:53.366	7	1	7:16.530	5:05.126	1:25.269	46.135	57.8	26:10.104
150	Koopman Racing 1. Ivar MOENS BMW M6 GT3 GT-Division							273	Blueberry Racing 1. Berry VAN ELK BMW M4 GT4 EVO G82 Supersport+								
	1	1	4:01.080	1:35.550	1:35.366	50.164	102.8		4:01.080	1	1	3:37.540	1:26.744	1:24.013	46.783	113.9	3:37.540
	2	1	3:16.394	52.489	1:34.548	49.357	128.4		7:17.474	2	1	2:53.559	48.090	1:21.314	44.155	145.3	6:31.099
	3	1	3:09.347	52.443	1:29.460	47.444	133.2		10:26.821	3	1	2:53.723	47.558	1:21.816	44.349	145.1	9:24.822
189	Addison Racing 1. Martin ADDISON 2. Bill ADDISON Aston Martin AMR GT4 Britcar GT							282	CP Motorsport 1. Patrick GROOTSCHOLTEN 2. Daaf STEENTJES BMW M4 GT4 EVO G82 Supersport+								
	1	1	3:53.343 B	1:11.087	1:35.789	1:06.467	106.2		3:53.343	1	1	4:37.200	1:54.478	1:44.291	58.431	89.4	4:37.200
	2	1	3:38.491	1:16.683	1:33.747	48.061	115.4		7:31.834	2	1	3:18.338	53.986	1:33.429	50.923	127.1	7:55.538
	3	1	3:06.684	51.808	1:26.581	48.295	135.1		10:38.518	3	1	3:14.885	52.380	1:31.577	50.928	129.4	11:10.423
	4	1	3:02.202	50.393	1:24.361	47.448	138.4		13:40.720	4	1	3:14.237	52.299	1:32.020	49.918	129.8	14:24.660
	5	1	3:32.943 B	50.322	1:30.590	1:12.031	118.4		17:13.663	5	1	4:08.978 B	58.695	1:47.831	1:22.452	101.3	18:33.638
	6	1	8:26.341	6:08.008	1:28.980	49.353	49.8		25:40.004	6	1	7:59.962	5:26.885	1:34.940	58.137	52.5	26:33.600
201	FEBO Racing Team 1. Dennis DE BORST 2. Steff DE BORST Hyundai Elantra N TCR Supersport+							297	Project 29:7 Racing 1. Carl GARNETT 2. Jonathan MOORE Ginetta G56 GTA Britcar Trophy								
	1	1	3:16.150	1:02.141	1:25.783	48.226	126.3		3:16.150	1	1	4:25.837	1:51.952	1:38.062	55.823	93.2	4:25.837
	2	1	2:58.063	49.555	1:22.623	45.885	141.6		6:14.213	2	1	3:32.934 B	55.398	1:32.445	1:05.091	118.4	7:58.771
	3	1	3:07.156	49.796	1:22.756	54.604	134.7		9:21.369	3	1	5:45.254	3:34.313	1:21.659	49.282	73.0	13:44.025
	4	1	2:54.550	47.555	1:21.287	45.708	144.5		12:15.919	4	1	3:31.973 B	50.580	1:28.965	1:12.428	118.9	17:15.998
	5	1	3:13.961 B	47.738	1:22.989	1:03.234	130.0		15:29.880	5	1	8:18.622	6:09.917	1:23.644	45.061	50.6	25:34.620
	6	1	10:03.116	7:56.229	1:22.402	44.485	41.8		25:32.996	6	1	2:56.638	50.785	1:21.002	44.851	142.7	28:31.258
226	CP Motorsport 1. Valentijn GREVEN 2. Ricardo VAN DER ENDE BMW M4 GT4 EVO G82 Supersport+							302	DWS Racing 1. Laurens DE WIT 2. Fabian SCHOONHOVEN TCR Cupra Supersport								
	1	1	3:09.709	59.987	1:24.362	45.360	130.6		3:09.709	1	1	3:22.925	53.054	1:33.800	56.071	122.1	3:22.925
	2	1	2:50.987	47.103	1:20.135	43.749	147.5		6:00.696	2	1	2:57.599	49.774	1:22.132	45.693	142.0	6:20.524
	3	1	3:00.151	47.275	1:20.582	52.294	140.0		9:00.847	3	1	2:57.812	50.078	1:21.782	45.952	141.8	9:18.336
	4	1	2:51.736	46.703	1:20.281	44.752	146.8		11:52.583	4	1	2:55.133	48.328	1:21.934	44.871	144.0	12:13.469
	5	1	2:50.121	46.337	1:19.973	43.811	148.2		14:42.704	5	1	3:13.331 B	48.457	1:22.903	1:01.971	130.4	15:26.800
	6	1	4:17.696 B	1:11.708	1:48.860	1:17.128	97.8		19:00.400	6	1	10:18.253	8:02.965	1:25.942	49.346	40.8	25:45.053
	7	1	6:56.566	4:46.024	1:21.748	48.794	60.5		25:56.966	7	1	2:55.545	48.763	1:21.206	45.576	143.6	28:40.598
8	1	2:50.259	46.933	1:20.146	43.180	148.1	28:47.225										



Supercar Challenge-Britcar

Spa Euro Race

Qualifying 1

Sector Analysis

— Invalidated Lap ■ Personal Best ■ Session Best ■ Crossing the pit lane

Lap	D	Time	Sector 1	Sector 2	Sector 3	Kph	Elapsed	Lap	D	Time	Sector 1	Sector 2	Sector 3	Kph	Elapsed
321	Koopman Racing BMW M4 GT4 F82 Supersport 1.Emile DRUMMEN 2.Tom DRUMMEN							1	1	5:46.016	3:09.818	1:38.570	57.628	71.6	5:46.016
	2	1	3:32.232	59.010	1:36.741	56.481	118.8	9:18.248							
	3	1	3:26.625	59.096	1:34.608	52.921	122.0	12:44.873							
	4	1	3:45.211 B	57.292	1:34.465	1:13.454	112.0	16:30.084							
	5	1	10:28.798	8:02.787	1:33.208	52.803	40.1	26:58.882							
	6	1	3:20.421	56.972	1:32.238	51.211	125.8	30:19.303							
	7	1	8:12.823	5:28.645	1:43.403	1:00.775	50.3	8:12.823							
332	Koopman Racing BMW M4 GT4 F82 Supersport 1.Maik BROERSEN 2.Frank BROERSEN							1	1	3:46.150	1:13.196	1:35.340	57.614	109.6	3:46.150
	2	1	3:41.408	1:00.447	1:43.803	57.158	113.9	8:24.732							
	3	1	3:28.754	54.902	1:36.829	57.023	120.8	11:53.486							
	4	1	3:44.074 B	53.142	1:35.598	1:15.334	112.5	15:37.560							
	5	1	10:36.023	8:04.420	1:38.216	53.387	39.6	26:13.583							
	6	1	3:21.857	55.197	1:35.950	50.710	124.9	29:35.440							
	7	1	4:43.324	1:48.577	1:53.605	1:01.142	87.4	4:43.324							
359	Protasov Racing Team TCR Cupra Supersport 1.Nitesh PAL 2.Sergii PUSTOVOITENKO							1	1	3:15.532	55.213	1:28.976	51.343	129.0	10:28.142
	2	1	3:41.408	1:00.447	1:43.803	57.158	113.9	8:24.732							
	3	1	3:28.754	54.902	1:36.829	57.023	120.8	11:53.486							
	4	1	3:44.074 B	53.142	1:35.598	1:15.334	112.5	15:37.560							
	5	1	10:36.023	8:04.420	1:38.216	53.387	39.6	26:13.583							
	6	1	3:21.857	55.197	1:35.950	50.710	124.9	29:35.440							
	7	1	3:40.976	1:07.071	1:38.650	55.255	112.1	3:40.976							
501	Traxx Racing Team Alpine A110 Sport 1.Chris VOET							1	1	3:11.584	53.113	1:28.543	49.928	131.6	13:39.726
	2	1	3:41.408	1:00.447	1:43.803	57.158	113.9	8:24.732							
	3	1	3:28.754	54.902	1:36.829	57.023	120.8	11:53.486							
	4	1	3:44.074 B	53.142	1:35.598	1:15.334	112.5	15:37.560							
	5	1	10:36.023	8:04.420	1:38.216	53.387	39.6	26:13.583							
	6	1	3:21.857	55.197	1:35.950	50.710	124.9	29:35.440							
	7	1	3:28.729	57.501	1:36.873	54.355	120.8	7:09.705							
502	Spirit Racing Team Renault Clio Evo Sport 1.Rob NIEMAN							1	1	3:40.023 B	2:56.687	1:43.672	1:08.664	71.0	5:49.023
	2	1	3:12.943	52.512	1:30.523	49.908	130.7	8:36.697							
	3	1	3:31.879 B	56.007	1:35.332	1:00.540	119.0	12:08.576							
	4	1	6:38.397 B	3:27.200	1:42.925	1:28.272	63.3	18:46.973							
	5	1	8:03.885	5:40.872	1:33.147	49.866	52.1	26:50.858							
	6	1	3:13.561	53.094	1:29.845	50.622	130.3	30:04.419							
	7	1	3:07.035	50.917	1:28.380	47.738	134.8	14:21.843							
506	Spirit Racing Team Renault Clio Evo Sport 1.Christian DIJKHOF							1	1	3:58.425	1:19.492	1:40.239	58.694	105.8	9:47.448
	2	1	3:12.943	52.512	1:30.523	49.908	130.7	8:36.697							
	3	1	3:31.879 B	56.007	1:35.332	1:00.540	119.0	12:08.576							
	4	1	6:38.397 B	3:27.200	1:42.925	1:28.272	63.3	18:46.973							
	5	1	8:03.885	5:40.872	1:33.147	49.866	52.1	26:50.858							
	6	1	3:13.561	53.094	1:29.845	50.622	130.3	30:04.419							
	7	1	3:13.966	51.972	1:31.530	50.464	130.0	29:57.913							
527	CP Motorsport BMW M2 Racing Sport 1.Henri GREVEN 2.Norbert DEKKER							1	1	2:47.416	47.589	1:17.323	42.504	150.6	29:05.897
	2	1	3:40.182 B	53.851	1:33.052	1:13.279	114.5	17:19.908							
	3	1	3:15.532	55.213	1:28.976	51.343	129.0	10:28.142							
	4	1	3:11.584	53.113	1:28.543	49.928	131.6	13:39.726							
	5	1	3:40.182 B	53.851	1:33.052	1:13.279	114.5	17:19.908							
	6	1	9:19.060	6:55.446	1:29.806	53.808	45.1	26:38.968							
	7	1	3:29.000	53.846	1:35.416	59.738	120.6	30:07.968							
604	H&R Spezialfedern GmbH & Co KG BMW M4 GT3 P9 challenge 1.Jürgen ALZEN 2.Timo SCHEIBNER							1	1	2:47.416	47.589	1:17.323	42.504	150.6	29:05.897
	2	1	3:40.182 B	53.851	1:33.052	1:13.279	114.5	17:19.908							
	3	1	3:15.532	55.213	1:28.976	51.343	129.0	10:28.142							
	4	1	3:11.584	53.113	1:28.543	49.928	131.6	13:39.726							
	5	1	3:40.182 B	53.851	1:33.052	1:13.279	114.5	17:19.908							
	6	1	9:19.060	6:55.446	1:29.806	53.808	45.1	26:38.968							
	7	1	3:29.000	53.846	1:35.416	59.738	120.6	30:07.968							
721	Woodrow Motorsport BMW M3 Britcar Trophy 1.Christopher MURPHY							1	1	3:09.825	54.698	1:26.279	48.848	132.8	30:10.023
	2	1	3:58.425	1:19.492	1:40.239	58.694	105.8	9:47.448							
	3	1	3:38.325	1:00.356	1:37.289	1:00.680	115.5	13:25.773							
	4	1	3:44.085 B	54.410	1:37.204	1:12.471	112.5	17:09.858							
	5	1	9:50.340	7:17.520	1:37.910	54.910	42.7	27:00.198							
	6	1	3:09.825	54.698	1:26.279	48.848	132.8	30:10.023							
	7	1	3:24.503	55.568	1:35.826	53.109	123.3	10:34.208							