

Supercar Challenge-Britcar

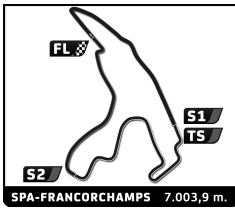
Spa Euro Race

Qualifying 2

Sector Analysis

— Invalidated Lap ■ Personal Best ■ Session Best B Crossing the pit lane

Lap	D	Time	Sector 1	Sector 2	Sector 3	T.Spd	Elapsed	Lap	D	Time	Sector 1	Sector 2	Sector 3	T.Spd	Elapsed	
2		Geoff Steel Racing 1. Peter MOULSDALE						BMW M2 Britcar GT								
1	1	3:36.743	1:34.696	1:18.560	43.487	199.6	3:36.743	1	1	3:25.649	1:19.559	1:18.506	47.584	149.6	3:25.649	
2	1	2:49.966	45.293	1:22.119	42.554	211.8	6:26.709	2	1	2:41.596	47.465	1:12.447	41.684	220.4	6:07.245	
3	1	2:48.335 B	44.343	1:13.474	50.518	238.9	9:15.044	3	1	2:44.914 B	45.529	1:11.408	47.977	224.1	8:52.159	
4	1	4:51.676	2:54.538	1:15.766	41.372	217.7	14:06.720	4	1	3:46.886	1:55.129	1:11.788	39.969	179.1	12:39.045	
5	1	2:38.500	44.540	1:13.480	40.480	237.9	16:45.220	5	1	2:38.422	45.565	1:12.739	40.118	226.9	15:17.467	
6	1	2:37.991	44.616	1:12.890	40.485	217.3	19:23.211	6	1	2:38.723	44.989	1:12.760	40.974	228.3	17:56.190	
7	1	2:41.778	44.040	1:13.781	43.957	234.8	22:04.989									
3		Box 3 Motorsport-Datum Motorsport 1. Nick CASEY						Ginetta G56 Hybrid Britcar GT								
1	1	4:12.793	2:08.637	1:19.720	44.436	201.5	4:12.793	1	1	4:01.345	1:55.679	1:20.135	45.531	199.3	4:01.345	
2	1	2:52.142 B	49.040	1:14.317	48.785	220.9	7:04.935	2	1	2:40.900	46.282	1:13.237	41.381	213.4	6:42.245	
3	1	4:12.985	2:13.822	1:18.182	40.981	190.5	11:17.920	3	1	2:54.583 B	46.941	1:16.113	51.529	213.9	9:36.828	
4	1	3:00.199	45.409	1:11.624	1:03.166	228.3	14:18.119	4	1	3:29.340	1:34.702	1:12.144	42.494	218.2	13:06.168	
5	1	2:38.378	46.133	1:11.773	40.472	226.9	16:56.497	5	1	2:37.763	46.141	1:11.026	40.596	218.6	15:43.931	
6	1	2:39.174	45.527	1:12.839	40.808	227.8	19:35.671	6	1	2:40.150	45.444	1:13.630	41.076	219.1	18:24.081	
7	1	2:37.414	45.714	1:11.411	40.289	227.8	22:13.085	7	1	2:43.896	45.763	1:13.302	44.831	219.5	21:07.977	
4		Team Brit 1. Noah COSBY 2. Asha SILVA						BMW M4 GT4 EVO Britcar GT								
1	1	7:22.076	5:20.951	1:18.148	42.977	199.6	7:22.076	1	1	2:59.091	1:01.854	1:16.504	40.733	206.1	2:59.091	
2	1	2:41.163	44.209	1:15.575	41.379	226.9	10:03.239	2	1	2:36.182	45.404	1:11.249	39.529	234.3	5:35.273	
3	1	2:35.151	43.559	1:11.831	39.761	243.2	12:38.390	3	1	2:34.169	44.104	1:10.661	39.404	242.7	8:09.442	
4	1	2:38.349	45.283	1:13.348	39.718	238.4	15:16.739	4	1	2:33.816	43.680	1:10.373	39.763	244.3	10:43.258	
5	1	2:37.753	43.329	1:14.562	39.862	245.5	17:54.492	5	1	2:33.406	43.659	1:10.340	39.407	243.2	13:16.664	
6	1	2:34.556	42.977	1:11.965	39.614	247.1	20:29.048	6	1	2:42.577 B	44.183	1:12.338	46.056	240.5	15:59.241	
								7	1	4:33.840	2:37.379	1:14.379	42.082	235.3	20:33.081	
8		Woodrow Motorsport 1. Callum BATES						BMW E46 M3 Britcar Trophy								
1	1	3:59.593	1:49.269	1:25.327	44.997	159.1	3:59.593	1	1	4:19.882	1:58.358	1:32.789	48.735	186.2	4:19.882	
2	1	2:45.787	47.324	1:16.977	41.486	210.9	6:45.380	2	1	2:52.515 B	47.843	1:14.446	50.226	223.6	7:12.397	
3	1	2:45.505	47.845	1:15.299	42.361	228.8	9:30.885	3	1	3:45.046	1:52.650	1:11.795	40.601	224.5	10:57.443	
4	1	2:41.115	45.937	1:14.046	41.132	230.3	12:12.000	4	1	2:36.408	44.739	1:11.106	40.563	230.3	13:33.851	
5	1	2:39.607	45.105	1:14.203	40.299	223.1	14:51.607	5	1	2:35.636	44.772	1:10.246	40.618	228.8	16:09.487	
6	1	2:39.457	44.845	1:13.613	40.999	229.8	17:31.064	6	1	2:38.850	45.204	1:11.837	41.809	227.4	18:48.337	
7	1	2:39.012	44.923	1:13.140	40.949	231.3	20:10.076	7	1	2:48.995	44.529	1:18.021	46.445	230.3	21:37.332	
10		Wise Racing-Velocity Racing 1. Ian WILSON 2. Elliot WILSON						Ginetta G56 GTA Britcar Trophy								
1	1	4:24.255	2:15.106	1:19.213	49.936	138.6	4:24.255	1	1	5:12.825	3:07.697	1:20.748	44.380	207.7	5:12.825	
2	1	2:52.083 B	48.630	1:13.046	50.407	205.3	7:16.338	2	1	2:48.654	48.195	1:17.295	43.164	217.7	8:01.479	
3	1	4:06.468	2:10.225	1:13.907	42.336	217.3	11:22.806	3	1	2:49.627	48.197	1:17.086	44.344	226.4	10:51.106	
4	1	2:37.595	45.282	1:11.162	41.151	220.0	14:00.401	4	1	2:46.505	47.458	1:16.282	42.765	225.0	13:37.611	
5	1	2:37.189	45.046	1:11.329	40.814	219.5	16:37.590	5	1	2:58.070	47.906	1:17.350	52.814	204.5	16:35.681	
6	1	2:42.274	45.704	1:11.753	44.817	209.7	19:19.864	6	1	2:44.735	47.487	1:15.700	41.548	218.2	19:20.416	
7	1	2:41.975	45.535	1:13.386	43.054	219.5	22:01.839	7	1	2:44.204	46.698	1:15.535	41.971	227.8	22:04.620	
17		Army Sport Car Racing 1. Will ASHMORE 2. Jonathan CANDLER						Ginetta Supercup Britcar GT								
1	1	3:25.649	1:19.559	1:18.506	47.584	149.6	3:25.649	1	1	3:25.649	1:19.559	1:18.506	47.584	149.6	3:25.649	
2	1	2:41.596	47.465	1:12.447	41.684	220.4	6:07.245	2	1	2:41.596	47.465	1:12.447	41.684	220.4	6:07.245	
3	1	2:44.914 B	45.529	1:11.408	47.977	224.1	8:52.159	3	1	2:44.914 B	45.529	1:11.408	47.977	224.1	8:52.159	
4	1	3:46.886	1:55.129	1:11.788	39.969	179.1	12:39.045	4	1	3:46.886	1:55.129	1:11.788	39.969	179.1	12:39.045	
5	1	2:38.422	45.565	1:12.739	40.118	226.9	15:17.467	5	1	2:38.422	45.565	1:12.739	40.118	226.9	15:17.467	
6	1	2:38.723	44.989	1:12.760	40.974	228.3	17:56.190	6	1	2:38.723	44.989	1:12.760	40.974	228.3	17:56.190	
22		Vorice Motorsport 1. Archie BUTTLE						Ginetta G56 GTA Britcar Trophy								
1	1	4:01.345	1:55.679	1:20.135	45.531	199.3	4:01.345	1	1	4:01.345	1:55.679	1:20.135	45.531	199.3	4:01.345	
2	1	2:40.900	46.282	1:13.237	41.381	213.4	6:42.245	2	1	2:40.900	46.282	1:13.237	41.381	213.4	6:42.245	
3	1	2:54.583 B	46.941	1:16.113	51.529	213.9	9:36.828	3	1	2:54.583 B	46.941	1:16.113	51.529	213.9	9:36.828	
4	1	3:29.340	1:34.702	1:12.144	42.494	218.2	13:06.168	4	1	3:29.340	1:34.702	1:12.144	42.494	218.2	13:06.168	
5	1	2:37.763	46.141	1:11.026	40.596	218.6	15:43.931	5	1	2:37.763	46.141	1:11.026	40.596	218.6	15:43.931	
6	1	2:40.150	45.444	1:13.630	41.076	219.1	18:24.081	6	1	2:40.150	45.444	1:13.630	41.076	219.1	18:24.081	
7	1	2:43.896	45.763	1:13.302	44.831	219.5	21:07.977	7	1	2:43.896	45.763	1:13.302	44.831	219.5	21:07.977	
25		Innovation Racing 1. Sam BRANSTON 2. Simon GRIFFITHS						Ginetta G56 EVO Britcar GT								
1	1	2:59.091	1:01.854	1:16.504	40.733	206.1	2:59.091	1	1	2:59.091	1:01.854	1:16.504	40.733	206.1	2:59.091	
2	1	2:36.182	45.404	1:11.249	39.529	234.3	5:35.273	2	1	2:36.182	45.404	1:11.249	39.529	234.3	5:35.273	
3	1	2:34.169	44.104	1:10.661	39.404	242.7	8:09.442	3	1	2:34.169	44.104	1:10.661	39.404	242.7	8:09.442	
4	1	2:33.816	43.680	1:10.373	39.763	244.3	10:43.258	4	1	2:33.816	43.680	1:10.373	39.763	244.3	10:43.258	
5	1	2:33.406	43.659	1:10.340	39.407	243.2	13:16.664	5	1	2:33.406	43.659	1:10.340	39.407	243.2	13:16.664	
6	1	2:42.577 B	44.183	1:12.338	46.056	240.5	15:59.241	6	1	2:42.577 B	44.183	1:12.338	46.056	240.5	15:59.241	
7	1	4:33.840	2:37.379	1:14.379	42.082	235.3	20:33.081	7	1	4:33.840	2:37.379	1:14.379	42.082	235.3	20:33.081	
47		Datum Motorsport 1. Marco ANASTASI 2. Maurizio SCIGLIO						Ginetta G56 Hybrid Britcar GT								
1	1	4:19.882	1:58.358	1:32.789	48.735	186.2	4:19.882	1	1	4:19.882	1:58.358	1:32.789	48.735	186.2	4:19.882	
2	1	2:52.515 B	47.843	1:14.446	50.226	223.6	7:12.397	2	1	2:52.515 B	47.843	1:14.446	50.226	223.6	7:12.397	
3	1	3:45.046	1:52.650	1:11.795	40.601	224.5	10:57.443	3	1	3:45.046	1:52.650	1:11.795	40.601	224.5	10:57.443	
4	1	2:36.408	44.739	1:11.106	40.563	230.3	13:33.851	4	1	2:36.408	44.739	1:11.106	40.563	230.3	13:33.851	
5	1	2:35.636	44.772	1:10.246	40.618	228.8	16:09.487	5	1	2:35.636	44.772	1:10.246	40.618	228.8	16:09.487	
6	1	2:38.850	45.204	1:11.837	41.809	227.4	18:48.337	6	1	2:38.850	45.204	1:11.837	41.809	227.4	18:48.337	
7	1	2:48.995	44.529	1:18.021	46.445	230.3	21:37.332	7	1	2:48.995	44.529	1:18.021	46.445	230.3	21:37.332	
60		EDF Motorsport 1. Ashley WOODMAN						Ligier JS2R Britcar Trophy								
1	1	5:12.825	3:07.697	1:20.748	44.380	207.7	5:12.825	1	1	5:12.825	3:07.697	1:20.748	44.380	207.7	5	



Supercar Challenge-Britcar

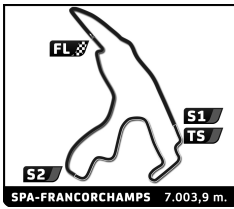
Spa Euro Race

Qualifying 2

Sector Analysis

— Invalidated Lap ■ Personal Best ■ Session Best B Crossing the pit lane

Lap	D	Time	Sector 1	Sector 2	Sector 3	T.Spd	Elapsed	Lap	D	Time	Sector 1	Sector 2	Sector 3	T.Spd	Elapsed	
67	Geoff Steel Racing 1. Julian MCBRIDE							BMW M3 Britcar GT	1	1	3:14.397	1:22.543	1:12.229	39.625	233.3	3:14.397
	2	1	2:23.604	40.236	1:07.133	36.235	267.3	5:38.001								
	3	1	2:27.764	40.471	1:07.989	39.304	265.4	8:05.765								
	4	1	2:32.982	41.395	1:11.414	40.173	262.1	10:38.747								
	5	1	2:40.003 B	40.291	1:06.766	52.946	267.3	13:18.750								
	6	1	6:02.598	4:08.336	1:14.598	39.664	202.2	19:21.348								
	7	1	2:39.656	42.321	1:14.342	42.993	255.3	22:01.004								
68	Team Brit 1. Bobby TRUNDLEY 2. Aaron MORGAN							McLaren 570s GT4 Britcar GT	1	1	2:50.843	50.967	1:15.032	44.844	223.1	2:50.843
	2	1	2:25.213	40.419	1:06.667	38.127	260.9	5:16.056								
	3	1	2:23.722	40.195	1:07.377	36.150	262.8	7:39.778								
	4	1	2:23.296	39.989	1:06.262	37.045	264.1	10:03.074								
	5	1	2:43.772 B	42.872	1:11.063	49.837	240.5	12:46.846								
	6	1	4:16.093	2:19.290	1:14.129	42.674	227.4	17:02.939								
	7	1	2:32.663	41.430	1:10.933	40.300	256.5	19:35.602								
118	Koopman Racing 1. Harry BARTON							BMW M6 GT3 GT-Division	1	1	2:30.598	40.871	1:10.548	39.179	262.1	22:06.200
	2	1	2:50.843	50.967	1:15.032	44.844	223.1	2:50.843								
	3	1	2:25.213	40.419	1:06.667	38.127	260.9	5:16.056								
	4	1	2:23.722	40.195	1:07.377	36.150	262.8	7:39.778								
	5	1	2:23.296	39.989	1:06.262	37.045	264.1	10:03.074								
	6	1	2:43.772 B	42.872	1:11.063	49.837	240.5	12:46.846								
	7	1	4:16.093	2:19.290	1:14.129	42.674	227.4	17:02.939								
123	Woodrow Motorsport 1. Nathan WELLS							BMW E46 M3 GTR Britcar GT	1	1	3:42.503	1:41.372	1:19.059	42.072	182.7	3:42.503
	2	1	2:41.557	44.870	1:16.227	40.460	228.8	6:24.060								
	3	1	2:35.238	45.418	1:10.373	39.447	233.3	8:59.298								
	4	1	2:42.397	43.583	1:16.330	42.484	238.4	11:41.695								
	5	1	2:35.729	43.866	1:10.035	41.828	240.0	14:17.424								
	6	1	2:33.040	43.608	1:09.920	39.512	241.6	16:50.464								
	7	1	2:33.250	43.654	1:10.125	39.471	234.3	19:23.714								
124	Koopman Racing 1. Gilles VAN HOUTUM							BMW M6 GT3 GT-Division	1	1	2:54.544	43.932	1:23.290	47.322	187.5	22:18.258
	2	1	3:12.939	1:19.368	1:13.393	40.178	207.7	3:12.939								
	3	1	2:31.451	41.623	1:11.387	38.441	244.3	5:44.390								
	4	1	2:29.024	41.839	1:08.643	38.542	256.5	8:13.414								
	5	1	2:42.757 B	41.345	1:12.306	49.106	242.7	10:56.171								
	6	1	7:31.047	5:18.898	1:22.438	49.711	214.7	18:27.218								
	7	1	2:42.757 B	41.345	1:12.306	49.106	242.7	10:56.171								
133	Koopman Racing 1. Daan MEIJER							BMW M6 GT3 GT-Division	1	1	2:52.277	58.919	1:14.268	39.090	220.9	2:52.277
	2	1	2:27.716	41.768	1:07.774	38.174	257.1	5:19.993								
	3	1	2:38.246 B	41.140	1:08.201	48.905	259.6	7:58.239								
	4	1	3:15.804	1:25.776	1:11.671	38.357	241.6	11:14.043								
	5	1	2:27.883	42.325	1:08.135	37.423	254.7	13:41.926								
	6	1	2:33.578	43.077	1:11.190	39.311	249.4	16:15.504								
	7	1	2:26.592	41.151	1:07.360	38.081	258.4	18:42.096								
140	NGT Racing 1. Mathias BEKE 2. Lex QUINTENS							Porsche 992 GT3 Cup GT-Division	1	1	2:51.134	47.057	1:21.005	43.072	191.5	21:33.230
	2	1	2:52.277	58.919	1:14.268	39.090	220.9	2:52.277								
	3	1	2:27.716	41.768	1:07.774	38.174	257.1	5:19.993								
	4	1	2:38.246 B	41.140	1:08.201	48.905	259.6	7:58.239								
	5	1	3:15.804	1:25.776	1:11.671	38.357	241.6	11:14.043								
	6	1	2:27.883	42.325	1:08.135	37.423	254.7	13:41.926								
	7	1	2:33.578	43.077	1:11.190	39.311	249.4	16:15.504								
111	Koopman Racing 1. Marlon BIRDSALL							BMW M6 GT3 GT-Division	1	1	5:21.171	3:03.697	1:26.591	50.883	157.4	5:21.171
	2	1	2:52.213	49.874	1:17.445	44.894	213.9	20:05.406								
	3	1	2:50.012	47.682	1:18.967	43.363	184.9	11:07.382								
	4	1	3:13.392	51.090	1:29.726	52.576	200.7	14:20.774								
	5	1	2:52.419	48.861	1:19.514	44.044	219.1	17:13.193								
	6	1	2:52.213	49.874	1:17.445	44.894	213.9	20:05.406								
	7	1	2:52.213	49.874	1:17.445	44.894	213.9	20:05.406								



Supercar Challenge-Britcar

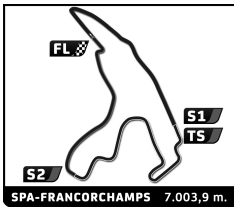
Spa Euro Race

Qualifying 2

Sector Analysis

— Invalidated Lap ■ Personal Best ■ Session Best ■ Crossing the pit lane

Lap	D	Time	Sector 1	Sector 2	Sector 3	T.Spd	Elapsed	Lap	D	Time	Sector 1	Sector 2	Sector 3	T.Spd	Elapsed
2	1	2:53.878	50.315	1:18.234	45.329	187.2	8:15.049	4	1	2:35.425	43.843	1:11.855	39.727	238.4	11:19.233
3	1	2:32.674	41.820	1:10.547	40.307	255.9	10:47.723	5	1	2:43.213 B	43.217	1:12.124	47.872	247.7	14:02.446
4	1	2:30.431	41.649	1:10.783	37.999	254.1	13:18.154	6	1	3:38.797	1:39.425	1:12.398	46.974	244.3	17:41.243
5	1	2:29.939	42.168	1:09.876	37.895	257.8	15:48.093	7	1	2:34.511	43.392	1:11.493	39.626	247.1	20:15.754
6	1	2:45.865	41.141	1:14.941	49.783	248.3	18:33.958	<div style="border: 1px solid black; padding: 5px;"> 273 Blueberry Racing BMW M4 GT4 EVO G82 1. Berry VAN ELK Supersport+ </div>							
7	1	2:29.241	41.526	1:09.909	37.806	255.9	21:03.199								
<div style="border: 1px solid black; padding: 5px;"> 150 Koopman Racing BMW M6 GT3 1. Ivar MOENS GT-Division </div>															
1	1	3:25.102	1:24.152	1:15.865	45.085	226.4	3:25.102	1	1	3:44.922	1:40.700	1:20.366	43.856	190.8	3:44.922
2	1	2:37.206	43.361	1:13.762	40.083	251.7	6:02.308	2	1	2:39.760	44.427	1:15.119	40.214	223.6	6:24.682
3	1	2:37.485	43.378	1:14.104	40.003	240.5	8:39.793	3	1	2:33.702	43.221	1:10.264	40.217	252.3	8:58.384
4	1	2:37.916	42.778	1:15.110	40.028	251.7	11:17.709	4	1	2:31.026	42.401	1:09.636	38.989	254.1	11:29.410
5	1	2:36.996	43.607	1:12.960	40.429	241.1	13:54.705	5	1	2:30.982	42.419	1:09.375	39.188	252.9	14:00.392
6	1	2:45.705 B	43.420	1:13.788	48.497	221.3	16:40.410	6	1	2:44.908 B	42.769	1:09.347	52.792	255.3	16:45.300
7	1	3:39.786	1:42.723	1:15.312	41.751	247.7	20:20.196	7	1	3:29.170	1:33.746	1:11.545	43.879	251.7	20:14.470
<div style="border: 1px solid black; padding: 5px;"> 189 Addison Racing Aston Martin AMR GT4 1. Martin ADDISON Britcar GT 2. Bill ADDISON </div>															
1	1	3:48.532	1:50.645	1:16.684	41.203	204.2	3:48.532	1	1	3:14.602	1:15.257	1:15.879	43.466	198.5	3:14.602
2	1	2:40.219	44.747	1:14.243	41.229	241.6	6:28.751	2	1	2:36.726	44.613	1:11.833	40.280	233.8	5:51.328
3	1	2:37.476	45.431	1:12.567	39.478	241.1	9:06.227	3	1	2:35.497	43.705	1:11.520	40.272	245.5	8:26.825
4	1	2:36.164	44.110	1:12.397	39.657	238.4	11:42.391	4	1	2:45.448 B	43.677	1:12.814	48.957	245.5	11:12.273
5	1	2:47.596 B	43.634	1:11.573	52.389	243.2	14:29.987	5	1	3:13.421	1:20.798	1:11.588	41.035	227.4	14:25.694
<div style="border: 1px solid black; padding: 5px;"> 201 FEBO Racing Team Hyundai Elantra N TCR 1. Dennis DE BORST Supersport+ 2. Steff DE BORST </div>															
1	1	3:20.058	1:20.602	1:16.714	42.742	196.7	3:20.058	6	1	2:49.461 B	45.721	1:14.084	49.656	216.0	17:15.155
2	1	2:40.177	44.140	1:13.234	42.803	225.0	6:00.235	<div style="border: 1px solid black; padding: 5px;"> 297 Project 29:7 Racing Ginetta G56 GTA 1. Carl GARNETT Britcar Trophy 2. Jonathan MOORE </div>							
3	1	2:34.695	43.580	1:11.527	39.588	246.6	8:34.930								
4	1	2:32.503	43.224	1:10.044	39.235	249.4	11:07.433	1	1	6:38.327	4:22.752	1:27.976	47.599	104.0	6:38.327
5	1	2:37.199	44.592	1:11.276	41.331	219.5	13:44.632	2	1	2:41.070	46.586	1:13.205	41.279	220.0	9:19.397
6	1	2:33.574	43.006	1:11.108	39.460	250.0	16:18.206	3	1	2:45.797	45.757	1:16.658	43.382	219.5	12:05.194
7	1	2:37.804	42.886	1:11.092	43.826	248.8	18:56.010	4	1	2:38.648	45.818	1:12.013	40.817	220.0	14:43.842
8	1	2:42.035	42.829	1:13.000	46.206	248.8	21:38.045	5	1	2:37.001	45.370	1:11.145	40.486	220.0	17:20.843
<div style="border: 1px solid black; padding: 5px;"> 202 CP Motorsport BMW M4 GT4 EVO G82 1. Patrick GROOTSCHOLTEN Supersport+ 2. Daaf STEENTJES </div>															
1	1	3:14.602	1:15.257	1:15.879	43.466	198.5	3:14.602	6	1	2:39.775	45.360	1:12.976	41.439	220.0	20:00.618
2	1	2:36.726	44.613	1:11.833	40.280	233.8	5:51.328	<div style="border: 1px solid black; padding: 5px;"> 302 DWS Racing TCR Cupra 1. Laurens DE WIT Supersport 2. Fabian SCHOONHOVEN </div>							
3	1	2:35.497	43.705	1:11.520	40.272	245.5	8:26.825								
4	1	2:45.448 B	43.677	1:12.814	48.957	245.5	11:12.273	1	1	3:04.839	52.630	1:24.373	47.836	186.2	3:04.839
5	1	3:13.421	1:20.798	1:11.588	41.035	227.4	14:25.694	2	1	2:49.202	46.351	1:19.185	43.666	226.9	5:54.041
6	1	2:49.461 B	45.721	1:14.084	49.656	216.0	17:15.155	3	1	2:39.452	45.947	1:13.122	40.383	229.8	8:33.493
<div style="border: 1px solid black; padding: 5px;"> 297 Project 29:7 Racing Ginetta G56 GTA 1. Carl GARNETT Britcar Trophy 2. Jonathan MOORE </div>															
1	1	6:38.327	4:22.752	1:27.976	47.599	104.0	6:38.327	4	1	3:02.588	52.592	1:25.824	44.172	142.3	11:36.081
2	1	2:41.070	46.586	1:13.205	41.279	220.0	9:19.397	5	1	2:45.216	46.359	1:12.824	46.033	226.9	14:21.297
3	1	2:45.797	45.757	1:16.658	43.382	219.5	12:05.194	6	1	3:11.016 B	52.370	1:23.319	55.327	167.2	17:32.313
4	1	2:38.648	45.818	1:12.013	40.817	220.0	14:43.842	<div style="border: 1px solid black; padding: 5px;"> 306 Ferry Monster Autosport TCR Cupra 1. Jordy VAN DER EIJK Supersport </div>							
5	1	2:37.001	45.370	1:11.145	40.486	220.0	17:20.843								
6	1	2:39.775	45.360	1:12.976	41.439	220.0	20:00.618	1	1	3:06.340	59.139	1:20.793	46.408	164.4	3:06.340
<div style="border: 1px solid black; padding: 5px;"> 297 Project 29:7 Racing Ginetta G56 GTA 1. Carl GARNETT Britcar Trophy 2. Jonathan MOORE </div>															
1	1	3:04.839	52.630	1:24.373	47.836	186.2	3:04.839	2	1	2:42.667	46.526	1:14.696	41.445	225.5	5:49.007
2	1	2:49.202	46.351	1:19.185	43.666	226.9	5:54.041	3	1	2:39.972	45.947	1:12.791	41.234	214.3	8:28.979
3	1	2:39.452	45.947	1:13.122	40.383	229.8	8:33.493	4	1	2:40.957	47.394	1:12.767	40.796	225.5	11:09.936
4	1	3:02.588	52.592	1:25.824	44.172	142.3	11:36.081	5	1	2:38.879	45.851	1:12.505	40.523	226.9	13:48.815
5	1	2:45.216	46.359	1:12.824	46.033	226.9	14:21.297	6	1	2:38.845	45.668	1:12.558	40.619	230.3	16:27.660
6	1	3:11.016 B	52.370	1:23.319	55.327	167.2	17:32.313	7	1	2:38.453	45.745	1:12.091	40.617	214.3	19:06.113
<div style="border: 1px solid black; padding: 5px;"> 226 CP Motorsport BMW M4 GT4 EVO G82 1. Valentijn GREVEN Supersport+ 2. Ricardo VAN DER ENDE </div>															
1	1	3:18.275	1:17.866	1:17.433	42.976	154.5	3:18.275	8	1	2:43.190	45.552	1:14.271	43.367	230.3	21:49.303
2	1	2:40.194	44.718	1:12.719	42.757	227.4	5:58.469	<div style="border: 1px solid black; padding: 5px;"> 235 Koopman Racing BMW M4 GT4 EVO 1. Rogier DE LEEUW Supersport+ 2. Patrick DE VREEDE </div>							
3	1	2:31.602	42.435	1:10.584	38.583	256.5	8:30.071								
4	1	2:37.533	45.081	1:12.439	40.013	246.6	11:07.604	1	1	3:17.104	1:06.167	1:26.282	44.655	187.8	3:17.104
5	1	2:31.934	43.299	1:09.973	38.662	254.1	13:39.538	2	1	2:34.510	43.736	1:11.359	39.415	247.7	5:51.614
6	1	2:46.441	49.385	1:16.716	40.340	184.9	16:25.979	3	1	2:52.194	47.002	1:19.854	45.338	187.5	8:43.808
7	1	2:31.811	42.731	1:10.265	38.815	251.7	18:57.790								
8	1	2:41.364	42.782	1:12.041	46.541	255.9	21:39.154								



Supercar Challenge-Britcar

Spa Euro Race

Qualifying 2

Sector Analysis

— Invalidated Lap ■ Personal Best ■ Session Best ■ Crossing the pit lane

Lap	D	Time	Sector 1	Sector 2	Sector 3	T.Spd	Elapsed	Lap	D	Time	Sector 1	Sector 2	Sector 3	T.Spd	Elapsed
321	Koopman Racing BMW M4 GT4 F82 Supersport 1.Emile DRUMMEN 2.Tom DRUMMEN							1	1	4:59.803	2:42.554	1:28.051	49.198	184.6	4:59.803
	2	1	2:51.348	49.269	1:17.674	44.405	210.1	7:51.151							
	3	1	3:07.080 B	48.776	1:20.744	57.560	212.2	10:58.231							
	4	1	4:41.149	2:21.860	1:23.394	55.895	197.8	15:39.380							
	5	1	2:49.423	48.605	1:16.879	43.939	214.3	18:28.803							
	6	1	3:07.415	48.579	1:20.639	58.197	213.0	21:36.218							
	7	1	2:41.399	46.491	1:14.329	40.579	209.3	6:14.545							
	8	1	2:38.097	44.355	1:13.541	40.201	224.1	8:52.642							
332	Koopman Racing BMW M4 GT4 F82 Supersport 1.Maik BROERSEN 2.Frank BROERSEN							1	1	3:32.744	1:25.771	1:23.810	43.163	180.9	3:32.744
	2	1	2:55.561	47.504	1:23.351	44.706	217.7	6:28.305							
	3	1	2:47.830	46.361	1:19.377	42.092	210.5	9:16.135							
	4	1	2:51.466	46.089	1:21.833	43.544	240.5	12:07.601							
	5	1	2:58.032	49.509	1:23.920	44.603	192.2	15:05.633							
	6	1	2:54.711	47.981	1:21.266	45.464	230.3	18:00.344							
	7	1	2:52.265	47.062	1:21.636	43.567	216.0	20:52.609							
	8	1	3:41.425	1:24.765	1:27.167	49.493	194.6	3:41.425							
359	Protasov Racing Team TCR Cupra Supersport 1.Nitesh PAL 2.Sergii PUSTOVOITENKO							1	1	3:02.826	50.142	1:24.706	47.978	198.5	6:44.251
	2	1	2:57.085	49.874	1:21.408	45.803	210.5	9:41.336							
	3	1	2:54.838	49.687	1:19.699	45.452	190.1	12:36.174							
	4	1	2:54.516	48.869	1:19.330	46.317	206.9	15:30.690							
	5	1	2:54.119	49.085	1:19.032	46.002	205.3	18:24.809							
	6	1	3:12.786 B	48.484	1:20.154	1:04.148	210.5	21:37.595							
	7	1	3:41.425	1:24.765	1:27.167	49.493	194.6	3:41.425							
	8	1	3:02.826	50.142	1:24.706	47.978	198.5	6:44.251							
411	TEAM Süßenguth Porsche 991 GT3 CUP GEN II P9 challenge 1.Manuel SÜßENGUTH							1	1	2:33.851	42.862	1:10.932	40.057	251.7	9:23.796
	2	1	2:34.462	42.292	1:14.089	38.081	200.4	11:58.258							
	3	1	2:40.487 B	42.492	1:11.406	46.589	246.6	14:38.745							
	4	1	3:46.623	1:44.030	1:21.446	41.147	192.9	18:25.368							
	5	1	2:49.292 B	42.879	1:13.157	53.256	250.6	21:14.660							
	6	1	4:17.275	2:22.510	1:13.056	41.709	198.2	4:17.275							
	7	1	2:32.670	43.042	1:11.179	38.449	250.0	6:49.945							
	8	1	2:33.851	42.862	1:10.932	40.057	251.7	9:23.796							
501	Traxx Racing Team Alpine A110 Sport 1.Chris VOET							1	1	2:46.647	47.282	1:17.537	41.828	224.1	7:34.736
	2	1	2:45.045	46.532	1:16.850	41.663	229.3	10:19.781							
	3	1	2:57.071 B	47.082	1:16.582	53.407	229.3	13:16.852							
	4	1	4:48.089	2:35.635	1:27.521	44.933	180.9	4:48.089							
	5	1	2:46.647	47.282	1:17.537	41.828	224.1	7:34.736							
	6	1	2:45.045	46.532	1:16.850	41.663	229.3	10:19.781							
	7	1	2:57.071 B	47.082	1:16.582	53.407	229.3	13:16.852							
	8	1	4:48.089	2:35.635	1:27.521	44.933	180.9	4:48.089							
502	Spirit Racing Team Renault Clio Evo Sport 1.Rob NIEMAN							1	1	3:37.735	1:43.546	1:14.058	40.131	190.5	3:37.735
	2	1	2:27.257	41.916	1:08.115	37.226	245.5	6:04.992							
	3	1	2:23.562	39.814	1:06.939	36.809	270.7	8:28.554							
	4	1	2:22.593	39.499	1:06.325	36.769	271.4	10:51.147							
	5	1	2:32.952 B	39.608	1:07.830	45.514	274.1	13:24.099							
	6	1	4:27.949	2:38.945	1:11.948	37.056	232.3	17:52.048							
	7	1	2:22.305	39.573	1:06.546	36.186	254.1	20:14.353							
	8	1	3:37.735	1:43.546	1:14.058	40.131	190.5	3:37.735							
527	CP Motorsport BMW M2 Racing Sport 1.Henri GREVEN 2.Norbert DEKKER							1	1	2:27.257	41.916	1:08.115	37.226	245.5	6:04.992
	2	1	2:23.562	39.814	1:06.939	36.809	270.7	8:28.554							
	3	1	2:22.593	39.499	1:06.325	36.769	271.4	10:51.147							
	4	1	2:32.952 B	39.608	1:07.830	45.514	274.1	13:24.099							
	5	1	4:27.949	2:38.945	1:11.948	37.056	232.3	17:52.048							
	6	1	2:22.305	39.573	1:06.546	36.186	254.1	20:14.353							
	7	1	3:37.735	1:43.546	1:14.058	40.131	190.5	3:37.735							
	8	1	2:27.257	41.916	1:08.115	37.226	245.5	6:04.992							
602	Schleifer Motorsport Camaro GT3 P9 challenge 1.Peter SCHLEIFER							1	1	2:27.257	41.916	1:08.115	37.226	245.5	6:04.992
	2	1	2:23.562	39.814	1:06.939	36.809	270.7	8:28.554							
	3	1	2:22.593	39.499	1:06.325	36.769	271.4	10:51.147							
	4	1	2:32.952 B	39.608	1:07.830	45.514	274.1	13:24.099							
	5	1	4:27.949	2:38.945	1:11.948	37.056	232.3	17:52.048							
	6	1	2:22.305	39.573	1:06.546	36.186	254.1	20:14.353							
	7	1	3:37.735	1:43.546	1:14.058	40.131	190.5	3:37.735							
	8	1	2:27.257	41.916	1:08.115	37.226	245.5	6:04.992							
604	H&R Spezialfedern GmbH & Co KG BMW M4 GT3 P9 challenge 1.Jürgen ALZEN 2.Timo SCHEIBNER							1	1	2:27.257	41.916	1:08.115	37.226	245.5	6:04.992
	2	1	2:23.562	39.814	1:06.939	36.809	270.7	8:28.554							
	3	1	2:22.593	39.499	1:06.325	36.769	271.4	10:51.147							
	4	1	2:32.952 B	39.608	1:07.830	45.514	274.1	13:24.099							
	5	1	4:27.949	2:38.945	1:11.948	37.056	232.3	17:52.048							
	6	1	2:22.305	39.573	1:06.546	36.186	254.1	20:14.353							
	7	1	3:37.735	1:43.546	1:14.058	40.131	190.5	3:37.735							
	8	1	2:27.257	41.916	1:08.115	37.226	245.5	6:04.992							
721	Woodrow Motorsport BMW M3 Britcar Trophy 1.Christopher MURPHY							1	1	4:54.053 B	2:27.642	1:30.418	55.993	188.8	4:54.053
	2	1	4:37.597	2:31.571	1:19.669	46.357	193.5	9:31.650							
	3	1	2:47.365	48.290	1:16.623	42.452	218.6	12:19.015							
	4	1	2:46.930	46.498	1:15.983	44.449	227.8	15:05.945							
	5	1	2:53.468	48.685	1:21.499	43.284	216.9	17:59.413							
	6	1	2:44.587	46.706	1:15.307	42.574	228.3	20:44.000							
	7	1	4:54.053 B	2:27.642	1:30.418	55.993	188.8	4:54.053							
	8	1	4:37.597	2:31.571	1:19.669	46.357	193.5	9:31.650							